



# APALACHEE H.S. ADDITIONS & MODIFICATIONS

2400 GRANADE ROAD  
CONYERS, GA 30094

OWNER: ROCKDALE COUNTY BOARD OF EDUCATION  
954 NORTH MAIN STREET  
CONYERS, GA 30012

## ARCHITECT:

LINDSAY POPE BRAYFIELD & ASSOC., INC.  
270 LANGLEY DRIVE, LAWRENCEVILLE, GA 30045  
770-963-8989

## STRUCTURAL ENGINEER:

LINDSAY POPE BRAYFIELD & ASSOC., INC.  
270 LANGLEY DRIVE, LAWRENCEVILLE, GA 30045  
770-963-8989

## MECHANICAL, ELECTRICAL, PLUMBING AND FIRE PROTECTION ENGINEERS:

SPURLOCK & ASSOCIATES, INC.  
2970 CLAIRMONT ROAD, NE, SUITE 620, ATLANTA, GA 30329  
404-633-0245

## SITE PLANNER & CIVIL ENGINEER:

BREEDLOVE LAND PLANNING, INC.  
510 MCDANIEL MILL ROAD, CONYERS, GA 30012  
770-483-1173

**STRUCTURAL**

- S001 NOTES & SCHEDULES
- S101 PARTIAL FOUNDATION PLAN
- S102 PARTIAL FOUNDATION PLAN
- S103 PARTIAL FOUNDATION PLAN
- S104 GYMNASIUM & PARTIAL FOUNDATION SLAB PLANS
- S105 PARTIAL FOUNDATION PLAN
- S151 PARTIAL ROOF FRAMING PLAN
- S152 PARTIAL ROOF FRAMING PLAN
- S153 PARTIAL ROOF FRAMING PLAN
- S154 PARTIAL ROOF FRAMING PLAN
- S155 PARTIAL ROOF FRAMING PLAN
- S201 FOUNDATION DETAILS
- S202 FOUNDATION DETAILS
- S203 FOUNDATION DETAILS
- S301 GENERAL DETAILS
- S302 ROOF DETAILS
- S303 ROOF DETAILS

**MECHANICAL**

- M0-001 FLOOR PLAN HVAC DEMOLITION
- M101 FLOOR PLAN -- HVAC
- M102 FLOOR PLAN -- HVAC
- M103 FLOOR PLAN -- HVAC
- M104 FLOOR PLAN -- HVAC
- M105 FLOOR PLAN -- HVAC
- M201 HVAC DETAILS
- M202 HVAC DETAILS
- M203 HVAC DETAILS
- M301 HVAC SCHEDULES
- M302 HVAC SCHEDULES
- M303 HVAC ENERGY MANAGEMENT SYSTEM

**PLUMBING**

- P001 SITE PLAN
- P002 DETAILS & PROFILES
- P003 SCHEDULES AND DETAILS
- P101 PART PLAN PLUMBING
- P102 PART PLAN PLUMBING
- P103 PART PLAN PLUMBING
- P104 PART PLAN PLUMBING
- P105 PART PLAN PLUMBING
- P106 PART PLAN PLUMBING
- P107 PART PLAN PLUMBING
- P108 PART PLAN PLUMBING
- P201 ENLARGED PART PLANS AND RISER DIAGRAMS PLUMBING
- P202 ENLARGED PART PLANS AND RISER DIAGRAMS PLUMBING
- P203 ENLARGED PART PLANS AND RISER DIAGRAMS PLUMBING
- P204 ENLARGED PART PLAN SCIENCE CLASSROOMS PLUMBING
- P205 PART PLAN SCIENCES CLASSROOMS GAS LAYOUT
- P301 SCHEDULES AND DETAILS PLUMBING
- P302 SCHEDULES AND DETAILS PLUMBING
- P303 SPRINKLER

**ELECTRICAL**

- E001 ELECTRICAL SITE PLAN
- E101 FLOOR PLAN LIGHTING
- E102 FLOOR PLAN LIGHTING
- E103 FLOOR PLAN LIGHTING
- E104 FLOOR PLAN LIGHTING
- E105 FLOOR PLAN LIGHTING
- E106 FLOOR PLAN LIGHTING
- E201 FLOOR PLAN POWER
- E202 FLOOR PLAN POWER
- E203 FLOOR PLAN POWER
- E204 FLOOR PLAN POWER
- E205 FLOOR PLAN POWER
- E206 FLOOR PLAN POWER
- E301 FLOOR PLAN FIRE ALARM
- E302 FLOOR PLAN FIRE ALARM
- E303 FLOOR PLAN FIRE ALARM
- E401 FLOOR PLAN INTERCOM/TV
- E402 FLOOR PLAN INTERCOM/TV
- E403 FLOOR PLAN INTERCOM/TV
- E501 ELECTRICAL DETAILS AND SCHEDULES
- E502 ELECTRICAL RISER AND SCHEDULES
- E503 ELECTRICAL SCHEDULES

## SHEET INDEX

**COVER**

- G001 COVER
- G002 GENERAL NOTES & PROJECT DATA

**CIVIL**

- C000 SITE WORK DRAWINGS COVER SHEET
- C001 TOPOGRAPHIC SURVEY
- C002 ORIGINAL SITE PLAN (FOR REFERENCE ONLY)
- C003 BARROW COUNTY REQUIRED NOTES
- C100 SITE DEMOLITION & REMOVAL PLAN
- C200 LAYOUT & STAGING PLAN
- C300 SITE GRADING & STORM DRAINAGE PLAN
- C310 STORMWATER QUALITY IMPROVEMENTS DETAILED INFORMATION
- C320 STORM PIPE PROFILES & STORM DRAINAGE DETAILS
- C400 EROSION, SEDIMENT, & POLLUTION CONTROL, GEN. NOTES
- C410 INITIAL EROSION, SEDIMENT, & POLLUTION CONTROL PLAN
- C420 INTERNAL EROSION, SEDIMENT, & POLLUTION CONTROL PLAN
- C430 FINAL EROSION, SEDIMENT, & POLLUTION CONTROL PLAN
- C440 EROSION, SEDIMENTATION & POLLUTION CONTROL DETAILS
- C600 SITE WORK CONSTRUCTION DETAILS

**ARCHITECTURAL**

- A001 FIRE SEPARATION PLAN
- A002 FIRE PROTECTION DETAILS
- A003 CONSTRUCTION DETAILS
- A004 REFERENCE CODE PLAN
- A0101 OVERALL DEMOLITION FLOOR PLAN
- A0102 PARTIAL DEMOLITION FLOOR PLAN
- A0103 PARTIAL DEMOLITION FLOOR PLAN
- A0104 PARTIAL DEMOLITION FLOOR PLAN
- A0105 PARTIAL DEMOLITION FLOOR PLAN
- A0106 PARTIAL DEMOLITION FLOOR PLAN
- A0107 PARTIAL DEMOLITION FLOOR PLAN
- A0108 PARTIAL DEMOLITION FLOOR PLAN
- A0109 PARTIAL DEMOLITION FLOOR PLAN
- A0110 PARTIAL DEMOLITION FLOOR PLAN
- A0311 DEMOLITION WALL SECTIONS
- A0312 DEMOLITION WALL SECTIONS
- A0351 DEMOLITION CONSTRUCTION DETAILS
- A101 OVERALL FLOOR PLAN
- A102 PARTIAL EXPANDED FLOOR PLAN
- A103 PARTIAL EXPANDED FLOOR PLAN
- A104 PARTIAL EXPANDED FLOOR PLAN
- A105 PARTIAL EXPANDED FLOOR PLAN
- A106 PARTIAL EXPANDED FLOOR PLAN
- A107 PARTIAL EXPANDED FLOOR PLAN
- A108 PARTIAL EXPANDED FLOOR PLAN
- A109 PARTIAL EXPANDED FLOOR PLAN
- A110 PARTIAL EXPANDED FLOOR PLAN
- A111 PARTIAL EXPANDED FLOOR PLAN
- A112 PARTIAL EXPANDED FLOOR PLAN
- A113 PARTIAL EXPANDED FLOOR PLAN
- A114 PARTIAL EXPANDED FLOOR PLAN-- GYMNASIUM ADDITION
- A115 PARTIAL EXPANDED FLOOR PLAN-- COUNSELING
- A116 PARTIAL EXPANDED FLOOR PLAN-- TOILETS
- A117 PARTIAL EXPANDED FLOOR PLAN-- SCIENCE 1
- A118 PARTIAL EXPANDED FLOOR PLAN-- SCIENCE 2
- A119 PARTIAL EXPANDED FLOOR PLAN-- SCIENCE 3
- A120 PARTIAL EXPANDED FLOOR PLAN-- TOILETS
- A121 PARTIAL EXPANDED FLOOR PLAN-- STAGE
- A122 PARTIAL EXPANDED FLOOR PLAN-- CLINIC
- A123 PARTIAL EXPANDED FLOOR PLAN-- MEDIA
- A124 PARTIAL EXPANDED FLOOR PLAN-- OFFICES
- A151 ROOF PLAN
- A152 ROOF DETAILS
- A153 ROOF DETAILS
- A201 EXTERIOR BUILDING ELEVATIONS
- A202 EXTERIOR BUILDING ELEVATIONS
- A301 BUILDING SECTIONS
- A302 BUILDING SECTIONS
- A311 WALL SECTIONS
- A312 WALL SECTIONS
- A313 WALL SECTIONS
- A314 WALL SECTIONS
- A315 WALL SECTIONS
- A316 WALL SECTIONS
- A317 WALL SECTIONS
- A318 WALL SECTIONS
- A319 WALL SECTIONS
- A320 WALL SECTIONS
- A321 WALL SECTIONS
- A322 WALL SECTIONS
- A323 WALL SECTIONS
- A324 WALL SECTIONS
- A325 WALL SECTIONS
- A351 CONSTRUCTION DETAILS
- A352 CONSTRUCTION DETAILS @ CONN. WITH EXIST. BUILDING
- A353 CAFETERIA ELEVATIONS AND DETAILS
- A501 CASEWORK ELEVATIONS
- A502 SCIENCE CASEWORK ELEVATIONS
- A511 TOILET ELEVATIONS
- A601 DDDR SCHEDULE & ELEVATIONS
- A611 HOLLOW METAL FRAME ELEVATIONS
- A612 HOLLOW METAL DOOR DETAILS
- A613 HOLLOW METAL WINDOW DETAILS
- A614 DOOR DETAILS @ FIRE WALL
- A621 STOREFRONT FRAME ELEVATIONS & DETAILS

**BUILDING AREA**

EXISTING BUILDING	167,802 S.F.
PROPOSED ADDITIONS	78,898 S.F.
TOTAL	246,700 S.F.

**ISSUE DATES**

EDITION	ISSUE DATE
STATE PRELIMINARY LARGE SCALE SUBMITTAL	12/19/06
50% COMPLETE DRAWINGS	1/19/07
STATE CHECK SET SUBMITTAL	2/15/07
95% COMPLETE DRAWINGS	2/22/07
V.E. TO OWNER	2/22/07
PRINTING SUBMITTAL	2/22/07
FINAL STATE SUBMITTAL	2/22/07
BIDDING	3/30/07

LOCAL EFFORT 90 I.U.'S / 1725 FTE



Lindsay Pope  
Brayfield & Assoc.  
INCORPORATED  
ARCHITECTURE  
ENGINEERING  
INTERIORS

270 LANGLEY DRIVE  
LAWRENCEVILLE, GA 30045  
770 963 8989  
770 963 8982 FAX

ROCKDALE COUNTY BOARD OF EDUCATION  
954 NORTH MAIN STREET  
CONYERS, GA 30012

APALACHEE H.S. ADDITIONS &  
MODIFICATIONS  
2400 GRANADE ROAD  
CONYERS, GA 30094

EDITION  
BIDDING  
3/30/07

PROJECT NO: 206056

DRAWN BY: -

CHECKED BY: BOB POPP

PLST DATE: 4/2/2007

© 2006 ALL RIGHTS RESERVED  
LINDSAY POPE BRAYFIELD  
& ASSOCIATES, INC.

COVER

G001

To Order Plans Go To WWW.LDILLINE.COM



# APALACHEE H.S. ADDITIONS & MODIFICATIONS

940 HAYMON MORRIS RD  
WINDER, GA 30680

OWNER: BARROW COUNTY BOARD OF EDUCATION  
179 WEST ATHENS ST  
WINDER, GA 30680

To Order Plans Go To WWW.IDILINE.COM



270 LANGLEY DRIVE  
LAWRENCEVILLE, GA 30045  
770 863 8888  
770 822 8462 FAX

BARROW COUNTY BOARD OF EDUCATION  
179 WEST ATHENS ST  
WINDER, GA 30680

APALACHEE H.S. ADDITIONS &  
MODIFICATIONS  
940 HAYMON MORRIS RD  
WINDER, GA 30680

## CAPITAL OUTLAY

90 INSTRUCTIONAL UNITS  
1725 FTE

## GENERAL NOTES

- BUILDING AREA**  
EXISTING FLOOR AREA: 167,802 S.F.  
NEW FLOOR AREA: 78,898 S.F.  
TOTAL SCHOOL AREA: 246,700 S.F.
- GENERAL NOTES:**
- CONTACT THE FIRE MARSHAL'S OFFICE FOR INSPECTIONS AT 50%, 80% AND 100% COMPLETION.
  - FIRE ALARM CONTRACTOR SHALL OBTAIN A FIRE ALARM SYSTEM PERMIT FROM THE FIRE MARSHAL'S OFFICE PRIOR TO INSTALLATION. ANY FIRE ALARM PLANS INCLUDED IN THIS SET OF PLANS ARE FOR REFERENCE ONLY. NOT FOR PERMIT.
  - FIRE SPRINKLER CONTRACTOR SHALL OBTAIN A FIRE SPRINKLER SYSTEM PERMIT FROM THE FIRE MARSHAL'S OFFICE PRIOR TO INSTALLATION. ANY FIRE SPRINKLER PLAN INCLUDED IN THIS SET OF PLANS IS FOR REFERENCE ONLY. NOT FOR PERMIT.
- NOTE:** PLANS FOR FIRE-PROTECTION SPRINKLER PIPING, INCLUDING COMPLETE SEISMIC SUPPORT DETAILS SHALL BE REVIEWED AND APPROVED BY THE FIRE MARSHAL'S OFFICE PRIOR TO INSTALLATION FOR COMPLIANCE WITH SBC SECTION 1621.3.10.1 AND NFPA 13.
- HOOD FIRE SUPPRESSION CONTRACTOR SHALL OBTAIN A HOOD FIRE SUPPRESSION SYSTEM PERMIT FROM THE FIRE MARSHAL'S OFFICE PRIOR TO INSTALLATION. ANY FIRE SUPPRESSION SYSTEM PLAN INCLUDED IN THIS SET OF PLANS IS FOR REFERENCE ONLY. NOT FOR PERMIT.
  - EXHAUST HOOD AND GREASE REMOVAL SYSTEM CONTRACTOR SHALL OBTAIN THE REQUIRED PERMIT FROM THE FIRE MARSHAL'S OFFICE PRIOR TO INSTALLATION. ANY EXHAUST HOOD AND GREASE REMOVAL SYSTEM INCLUDED IN THIS SET OF PLANS IS FOR REFERENCE ONLY. NOT FOR PERMIT.
  - EXIT DOORS SHALL NOT BE SUBJECT TO THE USE OF A KEY OR REQUIRE SPECIAL KNOWLEDGE TO OPERATE PER NFPA 101 LIFE SAFETY CODE, 2000 EDITION, CHAPTER 7-2.1.5.1.
  - PANIC HARDWARE SHALL BE PROVIDED FOR ALL EXIT DOORS PER THE REQUIREMENTS OF NFPA 101 LIFE SAFETY CODE, 2000 EDITION, CHAPTER 7-2.1.7.
  - INSULATING MATERIALS SHALL HAVE A FLAME SPREAD INDEX OF NOT MORE THAN 25 AND A SMOKE DEVELOPED INDEX OF NOT MORE THAN 450 AS DETERMINED IN ACCORDANCE WITH ASTM E 84.
  - CONTRACTOR SHALL PERMANENTLY IDENTIFY ALL FIRE-RESISTANCE-RATED WALLS INCLUDING FIRE BARRIER WALLS, SMOKE BARRIER WALLS, FIRE PARTITIONS, FIRE WALLS, AND SHAFT ENCLOSURES EITHER BY INSTALLING SIGNS OR STENCILING IN CONCEALED SPACES THE FOLLOWING:  
" --- HOUR FIRE AND SMOKE BARRIER - PROTECT ALL OPENINGS." IDENTIFICATION SHALL BE SPACED NO MORE THAN TWELVE (12) FEET ON CENTER WITH A MINIMUM LETTER SIZE OF TWO (2) INCHES IN HEIGHT ON A CONTRASTING BACKGROUND.

## PERMIT DATA

BARROW COUNTY  
DEPARTMENT OF PLANNING AND DEVELOPMENT  
233 EAST BROAD STREET  
WINDER, GA. 30680

BUILDING PLAN REVIEW  
DATE SUBMITTED: 2/22/07 SUBMITTED BY: D. POPE - LINDSAY, POPE, BRAYFIELD & ASSOCIATES

PROJECT NAME: APALACHEE HIGH SCHOOL ADDITIONS AND MODIFICATIONS  
PROJECT ADDRESS: 940 HAYMON MORRIS ROAD, WINDER, GA. 30680  
CONTACT PERSON: JAKE P. GRANT, ASSISTANT SUPERINTENDENT PHONE: 770 867 4527  
TYPE OF BUSINESS: BARROW COUNTY SCHOOLS  
INDUSTRY: EDUCATIONAL

## PLAN REVIEW INFORMATION SUMMARY

ALL BUILDINGS DESCRIBED IN THESE PLANS SHALL BE CONSTRUCTED IN COMPLIANCE WITH THE 1997 STANDARD BUILDING CODE AS ADOPTED AS WELL AS THE FOLLOWING LISTED CODES:

**PROJECT CRITERIA:** THIS REVIEW IS BASED ON THE FOLLOWING INFORMATION:

DATE OF REVIEW: 2/22/07 S.P. FILE #: \_\_\_\_\_ BID #: \_\_\_\_\_  
NAME OF DEVELOPER: BARROW COUNTY SCHOOLS CUP #: \_\_\_\_\_  
LOCATION OF DEVELOPMENT: 940 HAYMON MORRIS RD. DISTRICT/PARCEL #: \_\_\_\_\_  
ARCHITECT: LINDSAY, POPE, BRAYFIELD & ASSOCIATES PHONE: 770-963-8888 GA. STATE REG. #: 2895  
STRUCTURAL ENGINEER: GREGORY D. BRAYFIELD PHONE: 770-963-8888 GA. STATE REG. #: 13930  
M, E, P & PD ENGINEER: BARRY L. SPAIBLOCK PHONE: 404-633-0245 GA. STATE REG. #: 6460

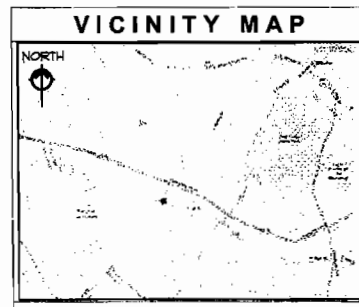
A. OCCUPANCY CLASSIFICATION: EDUCATIONAL SPECIFICATIONS INCLUDED: YES  
B. TYPE OF CONSTRUCTION: I, B SPRINKLED: YES 1-HOUR PROTECTED: NO  
C. SEISMIC HAZARD EXPOSURE GROUP: II PERFORMANCE CATEGORY: C  
D. BUILDING AREA IN SQUARE FEET: NET: 78,898 S.F. EXISTING: 167,802 S.F. GROSS: 246,700 S.F.

E. BUILDING HEIGHT IN FEET: 35'-0" PER STORY: 35'  
F. NUMBER OF STORIES: 1 INCLUDES BASEMENT: N/A DECKING: N/A WALKWAY: N/A  
G. BUILDING PERMIT: COMPLETE YES SKELL: NO # SITES: N/A # BUILDINGS: 1 (COMPLETED)  
H. OCCUPANT: CALCULATED LOAD FOR OCCUPANCY: \_\_\_\_\_ CALCULATED LOAD FOR PLUMBING FIXTURES: \_\_\_\_\_ CALCULATED LOAD PER LIFE SAFETY: \_\_\_\_\_  
I. REQUIRED MINIMUM LIFE LOADS IN P.S.F.: FLOOR: 40 (CLASSROOMS) / 80 (CORRIDORS)/100 (STORAGE) ROOF: 20  
J. ALL BUILDINGS DESCRIBED IN THESE PLANS SHALL BE CONSTRUCTED IN COMPLIANCE WITH THE STANDARD BUILDING CODE (HEREIN NOTED AS "SBC") AS ADOPTED WITH GEORGIA AMENDMENTS AND APPROVED TO THE FOLLOWING LISTED CODES:  
INTERNATIONAL BUILDING CODE - 2006 EDITION WITH 2007 GEORGIA AMENDMENTS  
INTERNATIONAL MECHANICAL CODE - 2006 EDITION WITH 2007 GEORGIA AMENDMENTS  
INTERNATIONAL PLUMBING CODE - 2006 EDITION WITH 2007 GEORGIA AMENDMENTS  
INTERNATIONAL ELECTRICAL CODE - 2005 EDITION WITH 2005 GEORGIA AMENDMENTS  
INTERNATIONAL ENERGY CONSERVATION CODE (IECC) - 2006 EDITION WITH 2007 GEORGIA AMENDMENTS  
REFERENCING ADMINISTRATIVE (2004)  
GEORGIA EROSION AND SEDIMENTATION ACT OF 1975, 1998 EDITION, 1997  
2004 INTERNATIONAL FIRE CODE WITH 2007 GEORGIA STATE AMENDMENTS  
NFPA 101 LIFE SAFETY CODE - 2000 EDITION

EDITION  
BIDDING  
3/30/07

PROJECT NO:  
206056

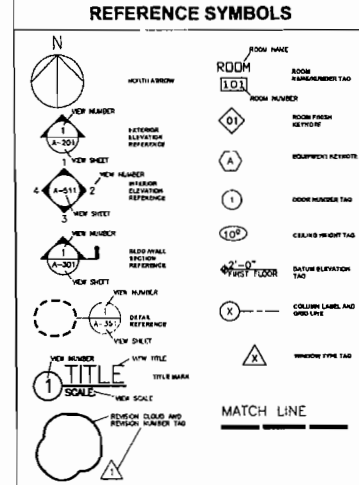
GENERAL  
NOTES AND  
PROJECT  
DATA



MATERIALS		METAL/FERROUS STEEL		GYPSUM BOARD SHOWN IN SECTION		PLYWOOD SHOWN IN SECTION	
	BRICK		RIGID INSULATION		CEMENTITIOUS AGGREGATE		CEMENTITIOUS AGGREGATE
	CONCRETE		EARTH		CEMENTITIOUS AGGREGATE		CEMENTITIOUS AGGREGATE
	CONCRETE MASONRY UNIT (CMU)		GRAVEL		CEMENTITIOUS AGGREGATE		CEMENTITIOUS AGGREGATE

ISSUE DATE	
P/L TO STATE, DESIGN DEVL.	12-19-07
50% REVIEW	1-19-07
90% REVIEW	2-22-07
V.E. TO OWNER	2-22-07
FINAL TO STATE	2-22-07
PERMIT SUBMITTAL	2-22-07
BIDDING	3-30-07

FIRE MARSHAL NOTES	
P/L TO STATE, DESIGN DEVL.	12-19-07
50% REVIEW	1-19-07
90% REVIEW	2-22-07
V.E. TO OWNER	2-22-07
FINAL TO STATE	2-22-07
PERMIT SUBMITTAL	2-22-07
BIDDING	3-30-07



ABBREVIATION	TERM	ABBREVIATION	TERM	ABBREVIATION	TERM	ABBREVIATION	TERM	ABBREVIATION	TERM
AT	CLASSROOM	EXT	EXTERIOR	LAV	LAVATORY	SPL	SPLASH		
AND	ANCHOR BOLT	ITC	FIRE EXTINGUISHER	LVR	LAVATORY	SQA	SQUARE		
AB	ANCHOR BOLT	FEC	FIRE EXTINGUISHER CABINET	LT	LIGHT	SS	STAINLESS STEEL; SERVICE SINK		
ATC	ACoustical TILE CEILING	FOB	FACE OF BRICK	WACH	WACHRE	ST	STAIR		
A/C	AIR CONDITIONING	FOC	FACE OF COLLAR	WAKT	WAKTUM	STL	STEEL		
ACST	ACoustic	FOU	FACE OF CURTAIN	MAX	MAXIMUM	STOR	STORAGE		
ADJ	ADJUSTABLE; ADJOINING; ADJACENT	FO CMU	FACE OF CMU	MS	MATERIAL	SUSP	SUSPENDED		
AF	ABOVE FINISHED FLOOR	FD	FLOOR DRAIN	MS	MATERIAL				
AFG	ABOVE FINISHED GRADE	FF	FRESH FLOOR	MEDH	MECHANICAL	SP	STAND PIPE		
ALUM	ALUMINUM	FG	FRESH GRADE	MAN	MANHOLE	TR	TACKBOARD		
APPROX	APPROXIMATE	FR	FRESH	MSC	MISCELLANEOUS	TC	TEXTURE COATING		
ASC	ABOVE SUSPENDED CEILING	FLR	FLOOR	MR	MOISTURE RESISTANT	TEXT	TEXTURE		
AUTO	AUTOMATIC	FR	FRESH	NR	NON-RESISTANT	THR	THRESHOLD		
BF	BARRIER FREE	FOS	FACE OF STUD	NT	NON-TYPICAL	T	TYPICAL		
BFA	BARRIER FREE ACCESSIBLE	GA	GAUGE	MTD	MOUNTED	TOP	TOP OF CONCRETE		
BN	BOTTOM	DRK	DRAWING	GL	GLASS	TOP	TOP OF FINISH		
CAB	CABINET	DWG	DRAWING	NC	NON-COMBUSTIBLE	TOP	TOP OF WALL		
CER	CERAMIC	EA	EACH	HTS	HOT IN CONTACT	TOM	TOP OF MASONRY		
CJ	CONTROL JOINT	EB	EXPANSION BOLT	HO	HOLLOW CORE	TR	TREAD		
CL	CENTERLINE	EF	EACH FACE	HC	HOLLOW CORE	UC	UNLESS NOTED OTHERWISE		
CLG	CEILING	EFS	EXTERIOR INSULATION FINISH SYSTEM	HDR	HOLLOW METAL	VF	VERTICAL		
CLR	CLEAR COLOR	HM	HOLLOW METAL	H	HORIZONTAL	VCT	VERTICAL COMPOSITION TILE		
CMU	CONCRETE MASONRY UNIT	H	HORIZONTAL	H	HORIZONTAL	VST	VERTICAL STRIKE		
CP	CAPIT	HT	HEIGHT	HT	HEIGHT	W	WITH		
CO	CLEAN OUT	EQ	EQUAL	ID	IDENTIFICATION	W/	WITH		
COL	COLUMN	EP	EQUIPMENT	IF	INSIDE FACE	WC	WALL CORNER		
CONC	CONCRETE	EW	EACH WAY	INSUL	INSULATION	WD	WOOD		
CONT	CONTINUOUS	ENC	ELECTRIC WATER COOLER	INT	INTERIOR	WH	WALL HYDRANT		
		EXST	EXISTING	JAN	JANITOR	WR	WOOD RAY		
		EXP	EXPOSED	LAV	LAVATORY	WR	WOOD RAY		
				LAV	LAVATORY	WR	WOOD RAY		

HVAC SYSTEM	
THE CAMPUS HVAC SYSTEM CONSISTS OF REVERSE CYCLE WATER SOURCE HEAT PUMP UNITS WITH A CENTRAL WATER-COOLED COOLING TOWER AND A NATURAL GAS FIRED BOILER(S). EACH ROOM SHALL BE PROVIDED WITH ITS OWN DUCTED UNIT, OTHER "YEAR ROUND" AREAS SUCH AS ACTIVITY COURT, MEDIA, AND ADMINISTRATION ARE SERVED WITH SEPARATE HEAT PUMP LOOP. KITCHEN AND CAFETERIA SHALL BE SERVED VIA ROOF TOP UNITS WHICH CAN OPERATE AFTER HOURS WITHOUT OPERATING THE ENTIRE SYSTEM.	

NOTE: BUILDING PERMIT FEE, DEVELOPMENT PERMIT FEE, AND SEWER IMPACT FEE HAVE BEEN WAIVED. OWNER IS RESPONSIBLE FOR PAYING ALL UTILITY METER FEES, TV INSPECTION FOR SEWER, AND ALL CONNECTION FEES WITH UTILITY COMPANIES.

NOT FOR RECORDING

PROJECT CONTACTS

**OWNER/DEVELOPER:**  
 BARROW COUNTY BOARD OF EDUCATION  
 179 WEST ATHENS STREET  
 WINDER, GEORGIA 30680  
 CONTACT: JAKE GRANT  
 PHONE: (770) 867-4527  
 FAX: (770) 867-4540

**ARCHITECT:**  
 LINDSEY POPE, BRAYFIELD & ASSOCIATES, INC.  
 270 LANGLEY DRIVE  
 LAWRENCEVILLE, GA 30046  
 CONTACT: REBECCA POPE  
 PHONE: (770) 943-8888  
 FAX: (770) 943-9452

**LANDSCAPE ARCHITECT/SITE PLANNER:**  
 BREEDLOVE LAND PLANNING, INC.  
 510 McDeviss Mill Road  
 CONYERS, GA 30012  
 CONTACT: JAMES C. WHITE  
 PHONE: (770) 483-1178  
 FAX: (770) 483-1228

**BOUNDARY AND TOPOGRAPHIC INFORMATION PREPARED BY:**  
 GEOSURVEY, LTD.  
 1800 SANDY PLAINS INDUSTRIAL PARKWAY  
 SUITE 104  
 MARIETTA, GA 30066  
 PHONE: (770) 576-8800  
 DATED: NOVEMBER 16, 2006  
 LAST REVISED: DECEMBER 11, 2006  
 BLP JOB No.: 207005

**Lindsay Pope**  
 Brayfield Assoc.  
 ARCHITECTURE  
 INTERIORS

270 LANGLEY DRIVE  
 LAWRENCEVILLE, GA 30046  
 770 943 8888  
 770 943 9452 FAX  
 www.lpbaitalia.com



# SITE WORK CONSTRUCTION DRAWINGS

FOR

**APALACHEE HIGH SCHOOL ADDITIONS & MODIFICATIONS**  
**940 HAYMON MORRIS ROAD**  
**WINDER, GEORGIA 30680**

FOR

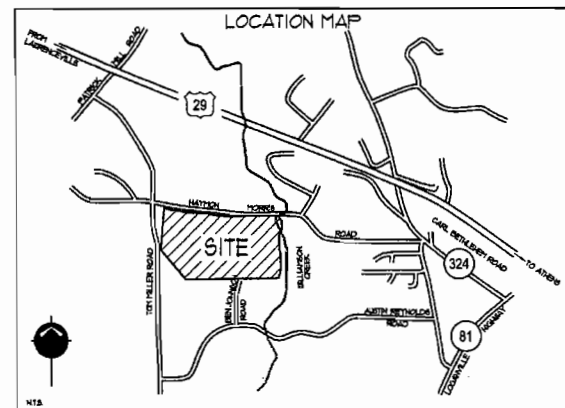
**BARROW COUNTY BOARD OF EDUCATION**  
**179 WEST ATHENS STREET**  
**WINDER, GEORGIA 30680**

PREPARED BY



INDEX OF DRAWINGS

SHEET NO.	SHEET TITLE
C000	SITE WORK DRAWINGS COVER SHEET
C001	TOPOGRAPHIC SURVEY
C002	ORIGINAL SITE PLAN (FOR REFERENCE ONLY)
C003	BARROW COUNTY REQUIRED NOTES
C100	SITE DEMOLITION & REMOVAL PLAN
C200	LAYOUT & STAKING PLAN
C300	SITE GRADING & STORM DRAINAGE PLAN
C310	STORMWATER QUALITY IMPROVEMENTS DETAILED INFORMATION
C320	STORM PIPE PROFILES & STORM DRAINAGE DETAILS
C400	EROSION, SEDIMENTATION & POLLUTION CONTROL GENERAL NOTES
C410	INITIAL EROSION, SEDIMENTATION & POLLUTION CONTROL PLAN
C420	INTERMEDIATE EROSION, SEDIMENTATION & POLLUTION CONTROL PLAN
C430	FINAL EROSION, SEDIMENTATION & POLLUTION CONTROL PLAN
C440	EROSION, SEDIMENTATION & POLLUTION CONTROL DETAILS
C600	SITE WORK CONSTRUCTION DETAILS



BARROW COUNTY BOARD OF EDUCATION  
 179 WEST ATHENS ST  
 WINDER, GA 30680

APALACHEE H.S. ADDITIONS & MODIFICATIONS  
 940 HAYMON MORRIS  
 WINDER, GA 30680

**PROJECT INFORMATION:**  
 TAX MAP: XX052  
 PARCEL NUMBER: 024

**UTILITIES PROTECTION CENTER**  
 THROUGHOUT GEORGIA  
 1-800-251-7447

**THREE WORKING DAYS BEFORE YOU DIG**

**24-HOUR CONTACT**  
**JAKE GRANT**  
 SUPERINTENDENT OF FACILITIES  
 (770) 867-4527

DO NOT REPRODUCE THESE DRAWINGS OR THE PROJECT MANUAL WITHOUT THE EXPRESS WRITTEN CONSENT OF LINDSEY POPE, BRAYFIELD & ASSOCIATES, INC.

DO NOT BREAK THESE DOCUMENTS INTO PARTS OR SUB-PARTS.

BARROW COUNTY BOARD OF EDUCATION  
 MEMBER OF THE DESIGN TEAM  
 JAKE'S RESPONSIBILITY FOR THE SIGNATURE OF THESE DOCUMENTS BY ANY ENTITY OF THE CONTRACTING AGENCY. EACH CONTRACTING ENTITY SHALL BE RESPONSIBLE FOR ALL WORK RELATED TO THEIR TRADES WHENEVER IT MUST BE SHOWN UPON THE CONTRACT DOCUMENT PACKAGES.

**DO NOT DUPLICATE DRAWINGS WITHOUT PERMISSION**

EDITION  
 BIDDING  
 3/30/07

PROJECT NO.: 206056  
 DRAWN BY: JMW  
 CHECKED BY: JAMES C. WHITE  
 PLOT DATE: 03-28-07

**SITE WORK DRAWINGS COVER SHEET**



To Order Plans Go To WWW.IDILLINE.COM

DATE PLOTTED: 03/28/07 10:00 AM  
 PLOTTER: HP PLOTTER  
 USER: JMW