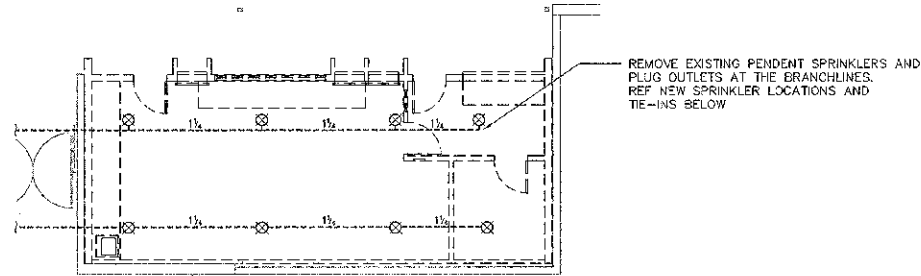


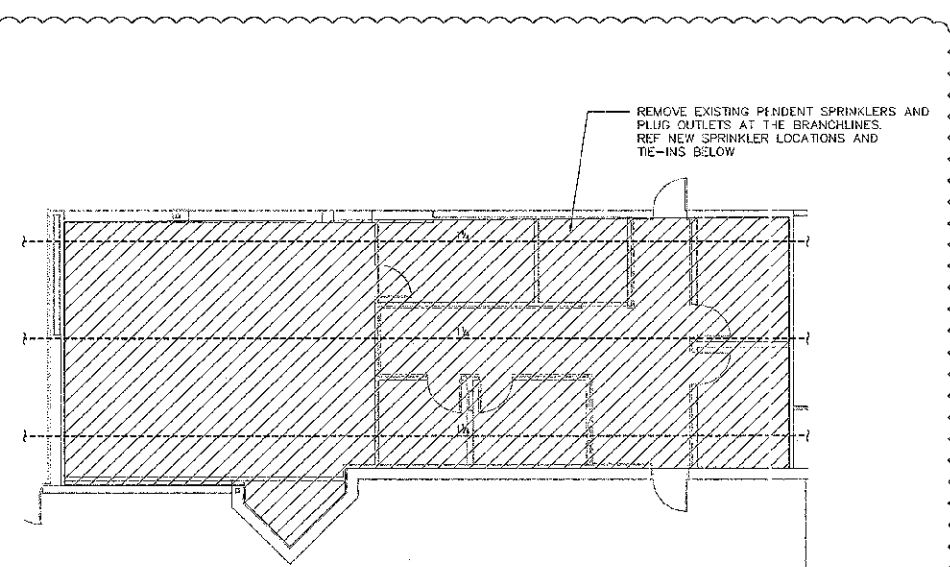
REMOVE EXISTING PENDENT SPRINKLERS AND PLUG OUTLETS AT THE BRANCHLINES. REF NEW SPRINKLER LOCATIONS AND TIE-INS BELOW

1
1/8"=1'-0"
0 4 8 16'



REMOVE EXISTING PENDENT SPRINKLERS AND PLUG OUTLETS AT THE BRANCHLINES. REF NEW SPRINKLER LOCATIONS AND TIE-INS BELOW

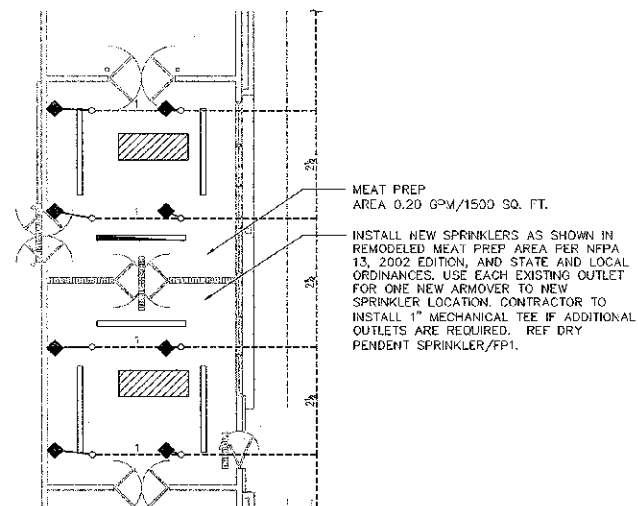
3
1/8"=1'-0"
0 4 8 16'



REMOVE EXISTING PENDENT SPRINKLERS AND PLUG OUTLETS AT THE BRANCHLINES. REF NEW SPRINKLER LOCATIONS AND TIE-INS BELOW

5
1/8"=1'-0"
0 4 8 16'

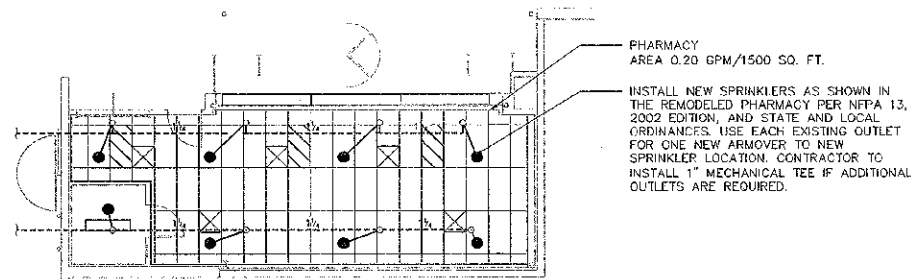
NOTE:
ORDINARY HAZARD GROUP 2 - 0.20/1500



MEAT PREP
AREA 0.20 GPM/1500 SQ. FT.
INSTALL NEW SPRINKLERS AS SHOWN IN REMODELED MEAT PREP AREA PER NFPA 13, 2002 EDITION, AND STATE AND LOCAL ORDINANCES. USE EACH EXISTING OUTLET FOR ONE NEW ARMORER TO NEW SPRINKLER LOCATION. CONTRACTOR TO INSTALL 1" MECHANICAL TEE IF ADDITIONAL OUTLETS ARE REQUIRED. REF DRY PENDENT SPRINKLER/FP1.

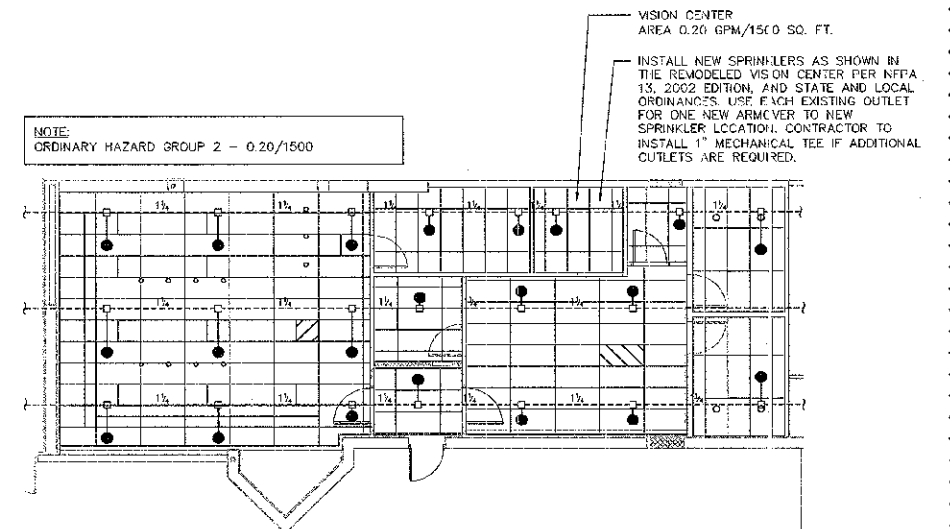
2
1/8"=1'-0"
0 4 8 16'

NOTE:
ORDINARY HAZARD GROUP 2 - 0.20/1500



PHARMACY
AREA 0.20 GPM/1500 SQ. FT.
INSTALL NEW SPRINKLERS AS SHOWN IN THE REMODELED PHARMACY PER NFPA 13, 2002 EDITION, AND STATE AND LOCAL ORDINANCES. USE EACH EXISTING OUTLET FOR ONE NEW ARMORER TO NEW SPRINKLER LOCATION. CONTRACTOR TO INSTALL 1" MECHANICAL TEE IF ADDITIONAL OUTLETS ARE REQUIRED.

4
1/8"=1'-0"
0 4 8 16'



VISION CENTER
AREA 0.20 GPM/1500 SQ. FT.
INSTALL NEW SPRINKLERS AS SHOWN IN THE REMODELED VISION CENTER PER NFPA 13, 2002 EDITION, AND STATE AND LOCAL ORDINANCES. USE EACH EXISTING OUTLET FOR ONE NEW ARMORER TO NEW SPRINKLER LOCATION. CONTRACTOR TO INSTALL 1" MECHANICAL TEE IF ADDITIONAL OUTLETS ARE REQUIRED.

NOTE:
ORDINARY HAZARD GROUP 2 - 0.20/1500

6
1/8"=1'-0"
0 4 8 16'

STIPULATION FOR REUSE:
THIS DOCUMENT IS THE PROPERTY OF WALMART STORES, INC. AND IS TO BE USED ONLY FOR THE PROJECT AND SITE SPECIFICALLY IDENTIFIED HEREIN. IT IS NOT TO BE REPRODUCED, COPIED, OR TRANSMITTED IN ANY FORM OR BY ANY MEANS, ELECTRONIC OR MECHANICAL, INCLUDING PHOTOCOPYING, RECORDING, OR BY ANY INFORMATION STORAGE AND RETRIEVAL SYSTEM, WITHOUT THE WRITTEN PERMISSION OF WALMART STORES, INC. ANY UNAUTHORIZED REUSE OF THIS DOCUMENT IS STRICTLY PROHIBITED AND WILL BE CONSIDERED A VIOLATION OF THE LAW.

WALMART
GENERAL REMODEL
MOUNT AIRY, NORTH CAROLINA
STORE NO. 1039
JOB NUMBER: 2006-0625

ISSUE BLOCK	
03-02-07	PLAN REV #1

CHECKED BY: JKM
DRAWN BY: LB
DOCUMENT DATE: 12-14-06
PROTO: 188
PROTO CYCLE: 01-20-06

FIRE SPRINKLER REMODEL PIPING PLAN
SHEET: FP2