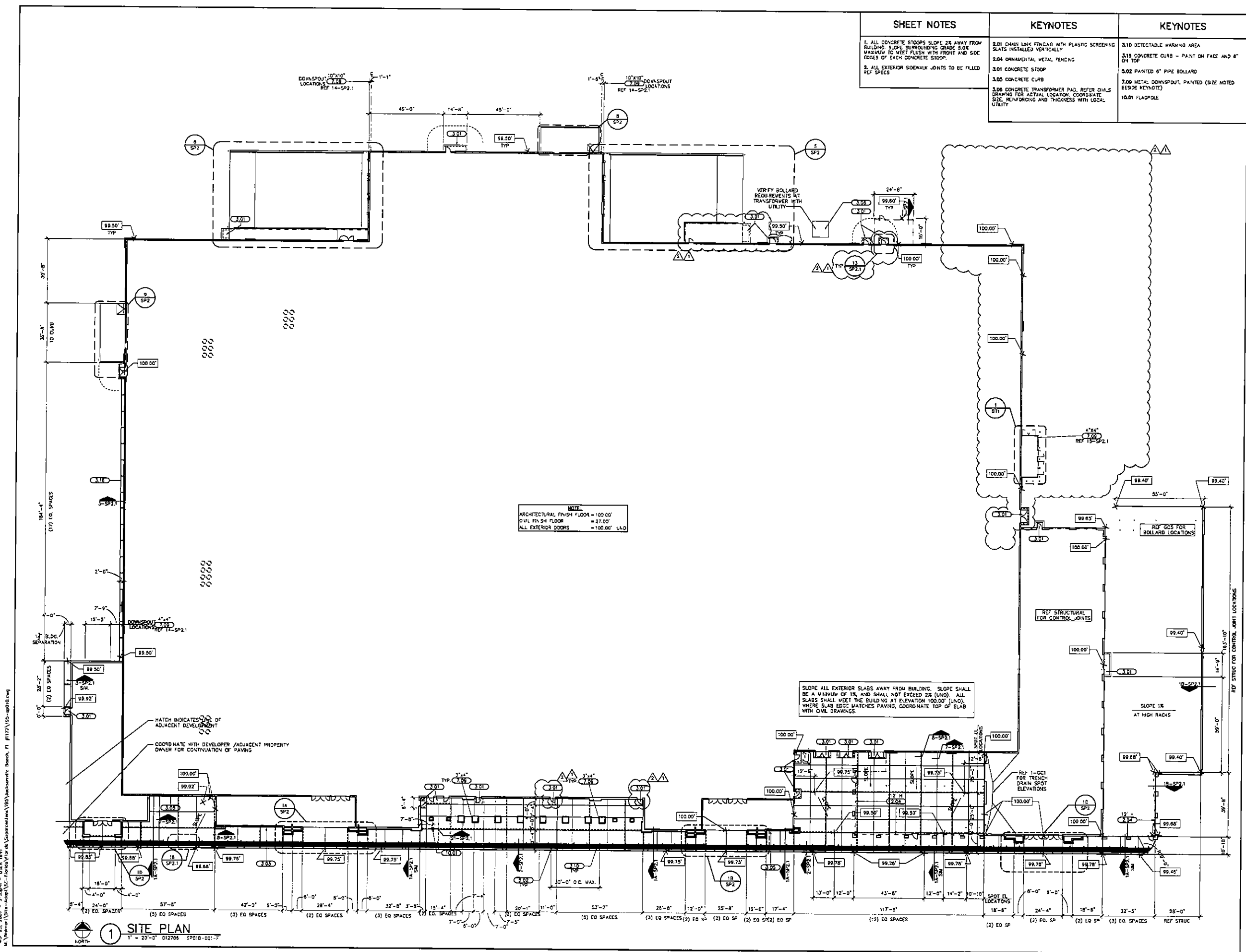


To Order Prints www.lidirepro.com




SHEET NOTES	KEYNOTES	KEYNOTES
1. ALL CONCRETE STOOPS SLOPE 2% AWAY FROM BUILDING. SLOPE SURROUNDING GRADE SHALL BE MAXIMUM TO MEET FLUSH WITH FRONT AND SIDE EDGES OF EACH CONCRETE STOOP.	2.01 CHAIN LINK FENCING WITH PLASTIC SCREENING SLATS INSTALLED VERTICALLY	3.10 DETECTABLE WARNING AREA
2. ALL EXTERIOR SIDEWALK JOINTS TO BE FILLED PER SPEC	2.04 ORNAMENTAL METAL FENCING	3.15 CONCRETE CURB - PAINT ON FACE AND 6\"/>
	3.01 CONCRETE STOOP	4.02 PAINTED 6\"/>
	3.03 CONCRETE CURB	7.00 METAL DOWNSPOUT, PAINTED (SIZE NOTED BESIDE KEYNOTE)
	3.06 CONCRETE TRANSFORMER PAD. REFER CIVILS DRAWING FOR ACTUAL LOCATION, COORDINATE, SIZE, REINFORCING AND THICKNESS WITH LOCAL UTILITY.	10.01 FLAGPOLE

NOTE:
 ARCHITECTURAL FINISH FLOOR = 100.00'
 CIVIL FINISH FLOOR = 99.75'
 ALL EXTERIOR DOORS = 100.00' L&D

SLOPE ALL EXTERIOR SLABS AWAY FROM BUILDING. SLOPE SHALL BE A MINIMUM OF 1% AND SHALL NOT EXCEED 2% (UND). ALL SLABS SHALL MEET THE BUILDING AT ELEVATION 100.00' (UND). WHERE SLAB EDGE MATCHES PAVING, COORDINATE TOP OF SLAB WITH CIVIL DRAWINGS.

1 SITE PLAN
 1" = 20'-0" 012706 SP010-001-2



PREPARATION FOR REUSE
 THIS DRAWING IS THE PROPERTY OF SOLID BUILD ENTERPRISES, INC. IT IS TO BE USED ONLY FOR THE PROJECT AND SITE SPECIFICALLY IDENTIFIED HEREON. IT IS NOT TO BE REPRODUCED, COPIED, REPRODUCED, OR TRANSMITTED IN ANY FORM OR BY ANY MEANS, ELECTRONIC OR MECHANICAL, INCLUDING PHOTOCOPYING, RECORDING, OR BY ANY INFORMATION STORAGE AND RETRIEVAL SYSTEM, WITHOUT THE WRITTEN PERMISSION OF SOLID BUILD ENTERPRISES, INC.

CONSULTANTS

WAL-MART
 SUPERCENTERS
 13490 BEACH BLVD., FL.
 JACKSONVILLE, FL.
 STORE NO. 1177
 JOB NUMBER: 06100010 PHOTO: 1/06

ISSUE BLOCK

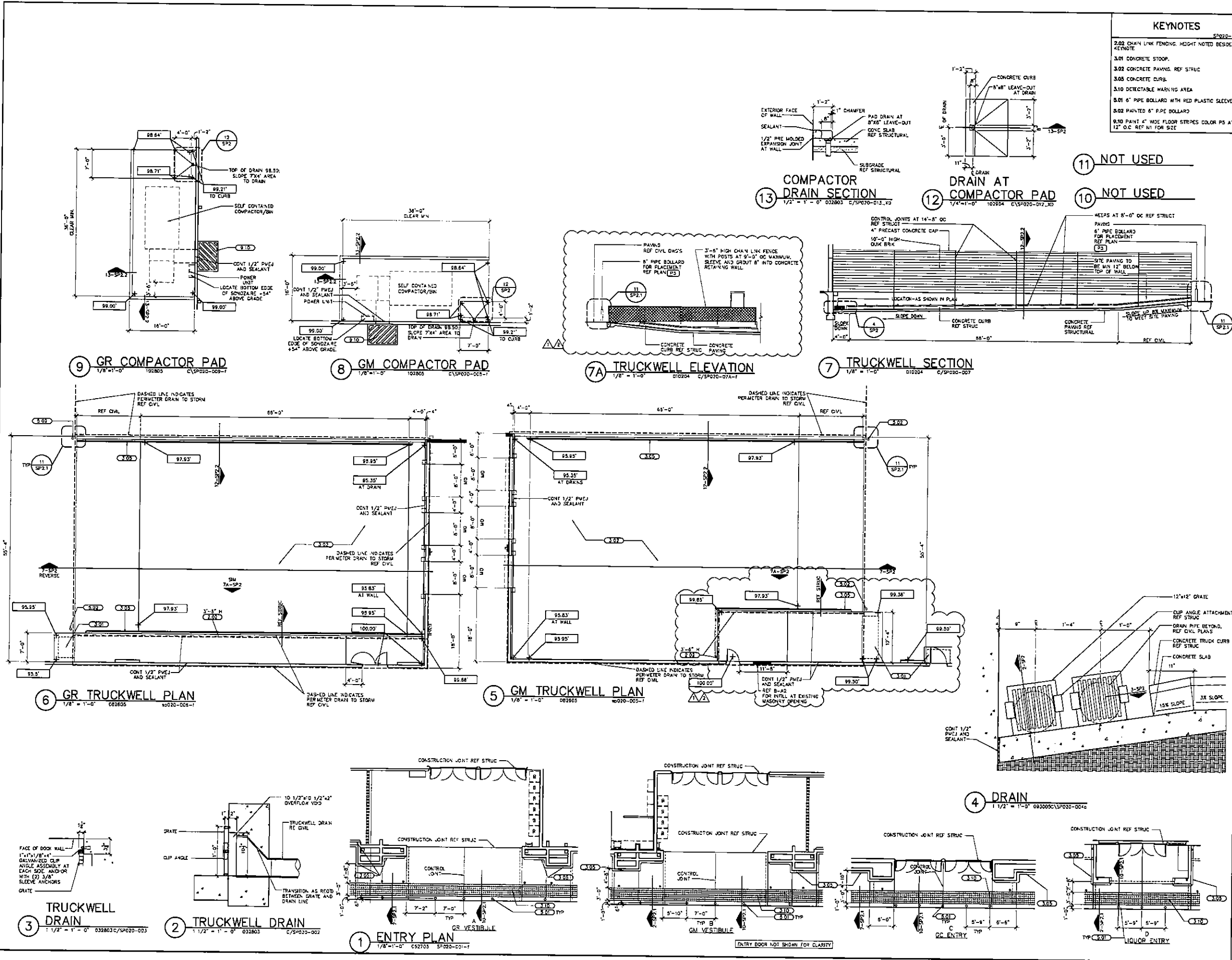
NO.	DATE	REVISION
1	03/09/07	REV #5
2	03/23/07	ADD #1

CHECKED BY: [Signature]
 DESIGNED BY: [Signature]
 FILE NAME: 193-SP010
 PLOT DTL: 012706
 DOCUMENT DATE: 05/08/06

SITE PLAN
 SHEET: SP1

To Order Prints www.idirepro.com

Mar. 23, 2007 - 2:29pm - USER: hml
 U:\Informs\Site\Design\13490\13490-001\13490-001.dwg (Supercenter)\13490\13490-001.dwg
 #1172\13490-001.dwg



KEYNOTES

- 2.02 CHAIN LINK FENCING HEIGHT NOTED BESIDE KEYNOTE
- 3.01 CONCRETE STOOP
- 3.02 CONCRETE PAVING REF STRUCT
- 3.03 CONCRETE CURB
- 3.10 DETECTABLE WARNING AREA
- 5.01 6" PIPE BOLLARD WITH RED PLASTIC SLEEVE
- 5.02 PAINTED 6" PIPE BOLLARD
- 9.10 PAINT 4" WIDE FLOOR STRIPES COLOR P5 AT 12" O.C. REF INT FOR SIZE



FOR INFORMATION ONLY: THIS DRAWING IS THE PROPERTY OF THE ENGINEER AND ARCHITECT. IT IS TO BE USED ONLY FOR THE PROJECT AND SITE SPECIFICALLY IDENTIFIED HEREON. IT IS NOT TO BE REPRODUCED, COPIED, OR TRANSMITTED IN ANY FORM OR BY ANY MEANS, WITHOUT THE WRITTEN PERMISSION OF THE ENGINEER AND ARCHITECT.

CONSULTANTS:

WALMART
 SUPERCENTERS
 13490 BEACH BLVD.
 JACKSONVILLE BEACH, FL
 STORE NO. 1172
 JOB NUMBER: 9810019
 PRINTED: 10/5

ISSUE BLOCK	
Δ	03/09/07 REV #5
Δ	03/23/07 ADD #1

DESIGNED BY: RD
 DRAWN BY: RD
 FILE NAME: 13490-001
 PROJ CYCLE: 012706
 DOCUMENT DATE: 05/06/06

SITE DETAILS

SHEET: **SP2**