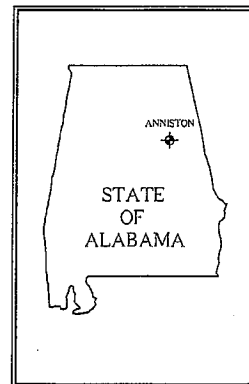




SOUTHERN STATES BANK

Anniston, Alabama



Location Map
NOT TO SCALE



Vicinity Map
NOT TO SCALE

Southern States Bank
Construction Site

Drawing Index

Civil

- C1 Site Plan - Existing
- C2 Site Plan - Demolition
- C3 Site Plan - New Construction
- C4 Site Grading, Utility, And BMP Plan
- C5 Site BMP Notes And Details
- C6 Site Details

Architectural

- FP1 Level One and Level Two Fire Protection Plan
- A1.1 Level One Floor Plan
- A1.2 Level Two Floor Plan
- A1.3 Attic Level Floor Plan
- A1.4 Enlarged Restroom and Stair Plans
- A2.1 Level One And Level Two Reflected Ceiling Plan
- A3.1 Roof Plan
- A3.2 Roof Details And Ceiling Details
- A4.1 Exterior Elevations
- A4.2 Exterior Elevations
- A5.1 Building Section
- A6.1 Wall Section - Typical
- A6.2 Wall Section At Windows

- A6.3 Wall Section At Main Entry
- A6.4 Wall Section At Front Window
- A6.5 Wall Section Thru Elevator
- A6.6 Wall Section At Stair
- A6.7 Wall Section At Stair
- A6.8 Wall Sections At Drive-Thru
- A7.1 Door Schedule / Door And Frame Types
- A7.2 Door Frame Types
- A7.3 Door Head, Jamb, And Sill Details
- A7.4 Door Head, Jamb, And Sill Details
- A7.5 Finish Schedule, Window Types And Louver Types
- A7.6 Window Head, Jamb, And Sill Details
- A8.1 Interior Elevations
- A8.2 Interior Elevations
- A8.3 Interior Elevations
- A9.1 Architectural Details
- A9.2 Architectural Details
- A9.3 Architectural Details
- A9.4 Architectural Details
- A9.5 Architectural Details
- A9.6 Architectural Details
- A9.7 Architectural Details

Structural

- S0.0 Details, Schedules, And Notes
 - S1.1 Foundation Plan
 - S2.1 Second Floor Framing Plan
 - S2.2 Attic Floor Framing Plan
 - S3.1 Roof Framing Plan
 - S5.1 Structural Details
 - S5.2 Structural Details
- #### Plumbing
- P1.1 Plumbing Site Plan
 - P2.1 Plumbing Schedules, Legends, Notes, And Details
 - P3.1 Level One and Level Two - Waste Plumbing Plan
 - P3.2 Attic Level - Waste Plumbing Plan
 - P4.1 Level One and Level Two - Water Plumbing Plan
 - P4.2 Attic Level - Water Plumbing Plan
 - P5.1 Level One and Level Two - Condensate Plumbing Plan
 - P5.2 Attic Level - Condensate Plumbing Plan

Mechanical

- M1.1 HVAC Legend, Notes, And Schedules
- M1.2 HVAC Schedules And Details
- M2.1 HVAC Details
- M3.1 Level One - HVAC Plan
- M3.2 Level Two - HVAC Plan
- M3.3 Attic Level - HVAC Plan
- M4.1 Attic Level - Outside Air Plan

Electrical

- E1.1 Electrical Symbols, Notes, And Lighting Fixture SchedulesNotes
- E2.1 Electrical Details, Panelboard Schedule, Electrical Site Plan, And Single Line Diagram
- E3.1 Level One And Level Two Floor Plan - Lighting
- E3.2 Attic Level Floor Plan - Lighting, Power, And Auxiliaries
- E4.1 Level One And Level Two Floor Plan - Power
- E5.1 Level One And Level Two Floor Plan - Auxiliaries

Jenkins Munroe Jenkins architecture
Members of the American Institute of Architects

DATE
09-04-07

REVISED

FILE
07119

DRAWN

Southern States Bank
Anniston, Alabama

SHEET

CS

