



SKINNER VIGNOLA & McLEAN, INC.

ARCHITECTS & PLANNERS

1628 N.W. 6TH STREET
GAINESVILLE, FLORIDA 32609
FL CERT. #AA3478

(352) 378-4400

(FAX) 377-5378

Renovations to the Putnam County Governmental Complex Bid # 07-14

00505

May 14, 2007

ADDENDUM #4

This Addendum is for the information of the Contractor and shall become part of the Contract Documents. This Addendum contains the following:

1. These two (2) pages.
2. Specification 06410, revised 05/11/07
3. Floor/Wall Detail at P112 : D/A1.51
4. Wood Soffit Detail at P100 & P112

GENERAL

- 4.1 Davis-Bacon Act: The Work is subject to these requirements for wages and record keeping
- 4.2 Payments: The Contractor shall be paid within 15 days following receipt of the payment request by the Architect.
- 4.3 Demolition:
Existing facades - Reference S1.04-S1.06: Demolish facade only as required to attach structural angles to existing facade at the two locations indicated.
Roofs: See M0.1 for removal of roof top equipment & curbs. Deck repair will be addressed via unit prices in bid.
- 4.4 Storefronts: Unless shown otherwise, proposed store front head and sill heights in existing openings shall remain unaltered.
- 4.5 Exterior Walls: Clarification: Provide 3/4" rigid insulation where new gypsum board finish is indicated at exterior walls.
- 4.6 Interior Blocking: Provide as allowable per construction type IIA in spaces N, O & P, and as allowable per construction type IIB in all remaining spaces.
- 4.7 Ceiling Finishes: These shall be as indicated on the lighting plans. Note locations of wood ceilings in Building P at P100 & P112.
- 4.8 Insulation: Provide tapered insulation as required to achieve positive drainage. Install R-30 batts above suspended ceiling in all spaces to be renovated.

SPECIFICATIONS

- 4.9 01000, 1.A, 1. Construction.b: Interior renovations shall take place in space C.
- 4.10 01410: Testing shall include, but not be limited to soil bearing capacity, concrete strength, and building systems.



SKINNER VIGNOLA & McLEAN, INC.

ARCHITECTS & PLANNERS

1628 N.W. 6TH STREET
GAINESVILLE, FLORIDA 32609
FL CERT. #AA3478

(352) 378-4400

(FAX) 377-5378

- 4.11 02140: Dewatering will be addressed via Change Order.
- 4.12 02444: Correction: Chain link fencing shall be along the south property line between the swing gates at the P-O building line and the sliding gate at the K-L building line
- 4.13 02070: Utility shut-downs. Contact Bill Futch with Putnam County 48 hours prior to.
- 4.14 04200: Thinset Brick Paver Tiles shall be located as noted. See also SP sheets, M/SP-7, and 10/AO.7 for clarification of locations. These are a Base Bid item.
- 4.15 06410: Replace with the attached specification with revision date 05/11/07.
- 4.16 07135: Apply waterproofing as indicated on attached Floor/Wall Detail at P112.
- 4.17 07535: Correction: Page 07535-1 - replace "Paradiene 30 HT" with Paradiene 30 FR." Delete reference to Paradiene 20 EG.
- 4.18 07840: Draftstopping is not anticipated to be required.
- 4.19 08335: Provide roll-up doors where specified. Case openings to door track. Install sliding glass door at N138
- 4.20 09260: Clarification: Provide specified finish on all storefront windows and doors.
- 4.21 09260: Clarification: Provide gypsum finish level 4, min.
- 4.22 09680: The allowance is for material cost only.
- 4.23 09800: (20) Acoustic panels shall be on the rear wall of the Commission Room(P112), and (14) shall be located at the public counters at N138 & N101.
- 4.24 10350: Flagpole foundations shall be engineered by the manufacturer.
- 4.25 10535: See A7.2 & attached north elevation of Building B for clarification.
- 4.26 11131: Correction: Provide (3) screens in Commission Room P112: one on each side & one over the dias.
- 4.27 11150: Clarification: Provide sliding and swing gate operators (1 each) at fenced area.

DRAWINGS

- 4.28 Detail P/SP-7: Disregard reference to "1-1/4" S1 Asphalt." Existing asphalt will be seal-coated over all areas within property lines except area on NW corner designated not in contract, and McClellan Avenue.



SKINNER VIGNOLA & McLEAN, INC.

ARCHITECTS & PLANNERS

1628 N.W. 6TH STREET
GAINESVILLE, FLORIDA 32609
FL CERT. #AA3478

(352) 378-4400

(FAX) 377-5378

- 4.29** E/SP-5: Detail perimeter stucco retaining wall to match B/SP-5. Sign Wall shall extend 16' above retaining wall, and shall have stucco finish with 12" x 4" foam band and 4" cap.
- 4.30** SP-6: Storm water from court shall discharge onto concrete splashblocks on existing pavement.
- 4.31** A0.1: Clarification: All exterior walls will receive either latex paint or sand finish stucco per this sheet. The new facade shall be continuous from B-P. "N.I.C." refers to interior renovations. Existing soffits over the walkways shall be patched and painted. The retaining wall behind building O will be stucco'd.
- 4.32** A0.3: Clarification: Provide canopy & brackets at the 14'-4' wide column bay to match that shown on D/A0.5, 9/A0.7 and single bracket per 11/A0., which is the typical bracket detail for those at the canopies and at the top of the parapet.
- 4.33** A0.3: Clarification: Provide aluminum canopy as specified & as shown on sheet A0.8
- 4.34** A1.2: Clarification: The wood ceilings are limited to the rectangular area in the center of Lobby P100 & over the commission dias, behind the curved soffit in P112. Reference the attached ceiling details as well. Reference lighting plans and finish schedules for ceiling information.
- 4.35** A0.5: Correction: Details 7, 8, & 9 are on sheet A0.7; not A0.6.
- 4.36** A0.5: Correction: 9, 10, & 11/A2.5: The wainscot & the face of the curved reception desk shall match the construction of the wainscot shown on D/A1.51, with the plastic laminate counter mounted over the 1_ wood cap.
- 4.37** 6/A0.6: Clarification: See roofing plans for related details.
- 4.38** A1.21: Clarification: Existing fin. floor is at 0'-0". New concrete floor will go over the existing slab.
- 4.39** A1.5: Clarification: Elevation 15 should be labeled 16.
- 4.40** A1.21: Correction/Clarification: Commission Room P112 shall be 2-hr fire rated. Spaces P107 & P108 shall be included as accessory use areas. The walls shown on the second floor plan shall be 2 hour fire rated, equivalent to UL # U404. Ceilings over P107, P108 & the entrance halls on either side shall be 2 hour fire rated equivalent to L511. Doors P116A, P114A, P113, P120, P112A, P112B, P108B & P107A & P107B shall be 90 min rated, Any door lites shall be wire glass. Door P108A shall not be fire-rated. Provide fire dampers and rated penetrations for systems and fixtures crossing into these spaces.
- 4.41** A1.21: Correction: Provide sound insulation in walls of spaces P102- P108.



SKINNER VIGNOLA & McLEAN, INC.

ARCHITECTS & PLANNERS

1628 N.W. 6TH STREET
GAINESVILLE, FLORIDA 32609
FL CERT. #AA3478

(352) 378-4400

(FAX) 377-5378

- 4.42 A3.2: Clarification: Storefront elevation 3G for space N111 is the same as that for N110.
- 4.43 A6.2: Correction: ME Room C106 shall have painted CMU walls.

END OF ADDENDUM NO. 4

The Contractor shall acknowledge receipt of this Addendum on the face of their bid.

Sincerely,

SKINNER VIGNOLA McLEAN, INC.

Howard J McLean, Jr., AIA
Lic. #AR14129

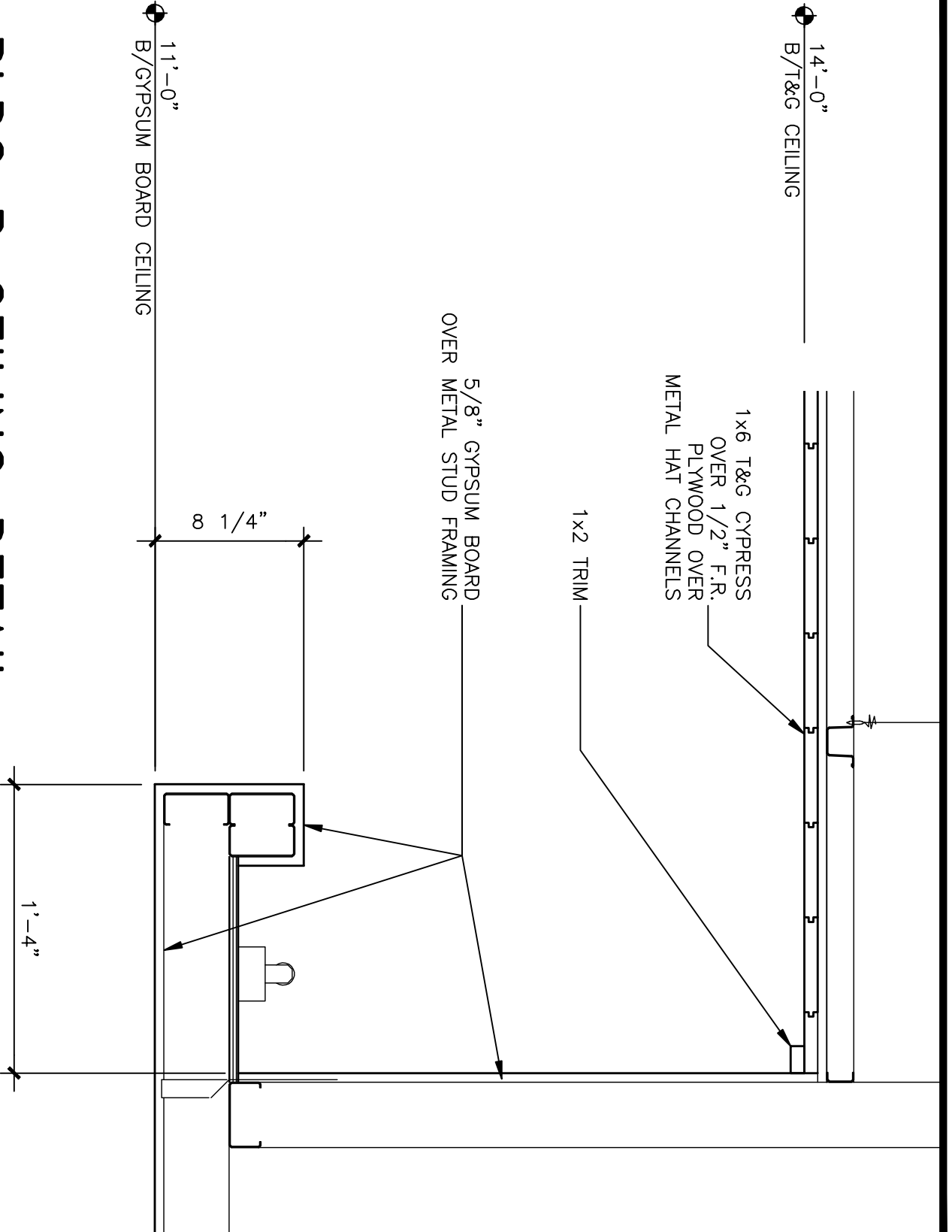
cc: Bidders & Plan Rooms, Owner, Consultants, Office File & Stick Set



SKINNER VIGNOLA McLEAN, INC.
 ARCHITECTS & PLANNERS
 1628 N. W. 6th Street
 Gainesville, Florida 32609
 (352) 378-4400
 FAX (352) 377-5378
 Florida Certificate No. AA3478

RENOVATIONS
 TO THE
PUTNAM CO. GOV. COMPLEX
 PALATKA, FL
 SVM #00505

SHEET
 2
 05/14/07



BLDG P CEILING DETAIL

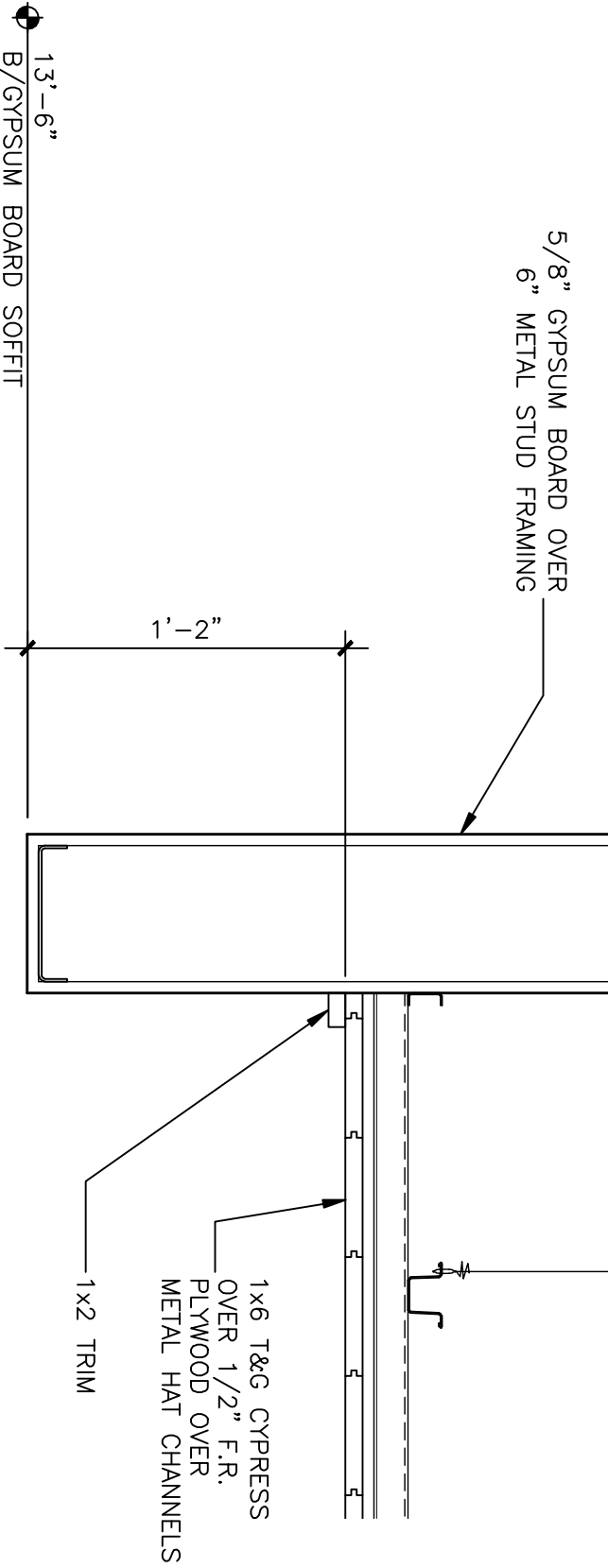
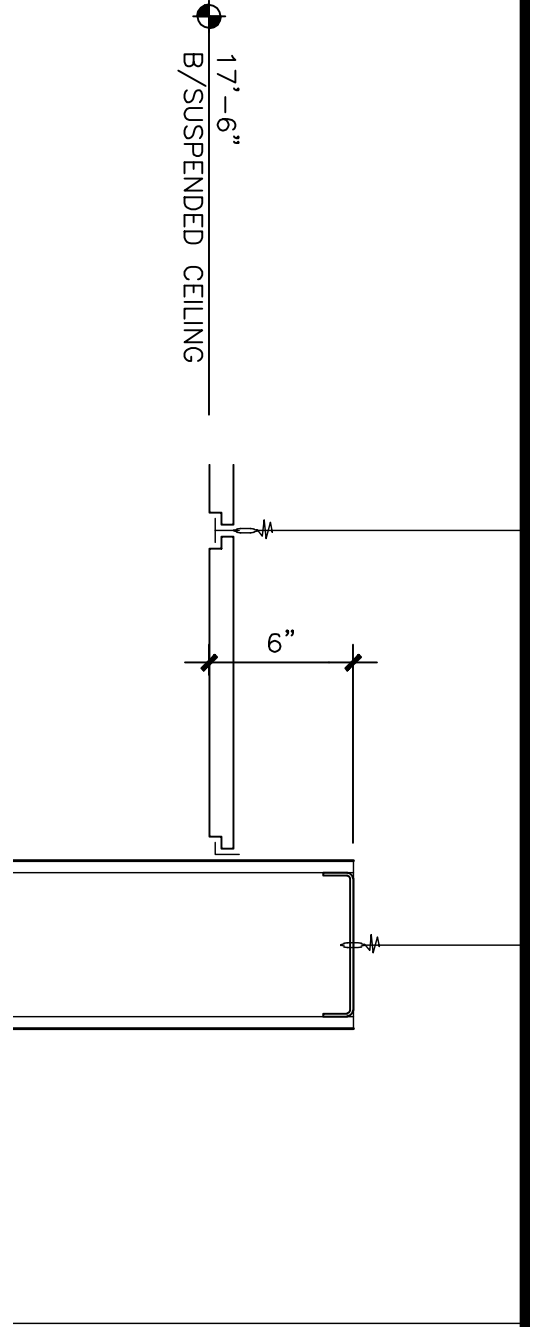
SCALE: 1 1/2" = 1'-0" (LOBBY P100)



SKINNER VIGNOLA McLEAN, INC.
 ARCHITECTS & PLANNERS
 1628 N. W. 6th Street
 Gainesville, Florida 32609
 (352) 378-4400
 FAX (352) 377-5378
 Florida Certificate No. AA3478

RENOVATIONS
 TO THE
PUTNAM CO. GOV. COMPLEX
 PALATKA, FL
 SVM #00505

SHEET
 1
 05/14/07



BLDG P CEILING DETAIL

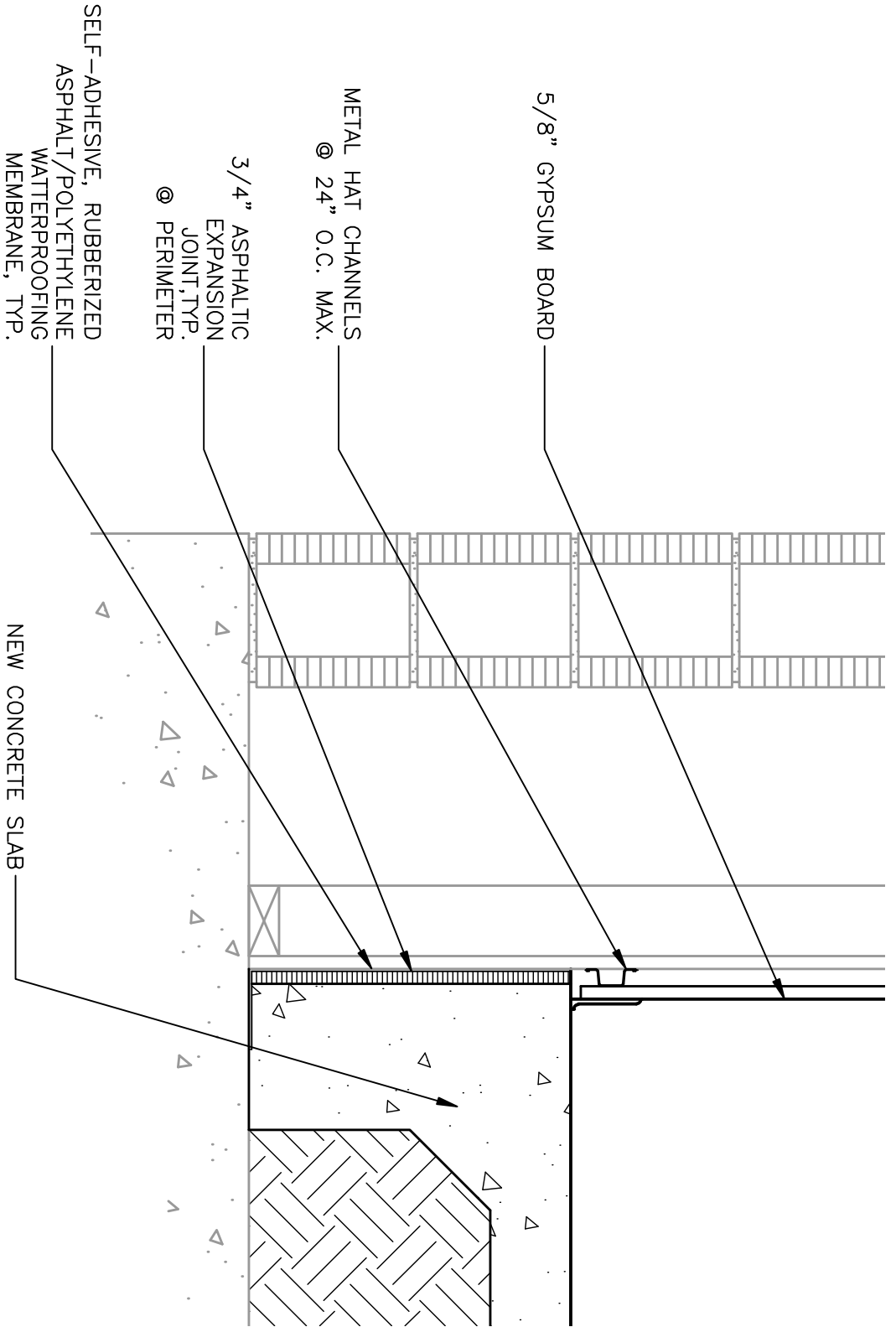
SCALE: 1 1/2" = 1'-0" (COMMISSION ROOM P112)



SKINNER VIGNOLA McLEAN, INC.
 ARCHITECTS & PLANNERS
 1628 N. W. 6th Street
 Gainesville, Florida 32609
 (352) 378-4400
 FAX (352) 377-5378
 Florida Certificate No. AA3478

**RENOVATIONS
 TO THE
 PUTNAM CO. GOV. COMPLEX**
 PALATKA, FL
 SVM #00505

SHEET
 1
 05/14/07



BLDG P FLOOR DETAIL

SCALE: 1 1/2" = 1'-0" (COMMISSION ROOM P112)

1. All materials, fabrication, and installation of cabinetry shall meet the requirements of the "American Woodwork Institute."
 - A. Submit Shop Drawings for Owner's approval showing materials and grades of wood.
 - B. Verify all dimensions in field prior to submitting Shop Drawings for approval. Shop Drawings shall reflect field dimensions.
2. Materials
 - A. Base for plastic laminate shall be 3/4" Douglas Fir or Pine Plywood. Adjustable shelves may be pre-finished particle board.
 - B. Laminated Plastics
 1. Acceptable Equivalent Manufacturers
 - a. Wilsonart Division of Ralph Wilson Plastics, 600 Bruce Drive, Temple, Texas 76501, (817-778-2711).
 - b. Nevamar Corporation, 8339 Telegraph Road, Odenton, Maryland 21113 (310-569-5000).
 - c. Micarta Division of Westinghouse Electric Corporation, 304 Hoover Street, Hampton, South Carolina 29924 (803-943-2311).
 2. Colors and Patterns: Provide "solid colors, textured finish" selected by the Owner from standard colors and finishes of the approved manufacturer.
 3. Qualities and Types: Provide general purpose type, 0.050" thick, complying with NEMA LD3.
 - C. Adhesives

For installation of laminated plastic, use only contact adhesives designed specifically for use with plastic laminates. Do not use so-called "general purpose" or "general purpose contact" adhesives.

D. Hardware (As indicated or equivalent)

1. Acceptable Equivalent Manufacturers

- a. Stanley
- b. Knape & Vogt (K & V)
- c. Julius Blum
- d. Grass America
- e. Häfele
- f. Accuride

2. Components

- a. Pivot Hinges (2 per door): Stanley #335, chrome finish.
- b. Catches (1 per cabinet door): Stanley #45.
- c. Drawer Guides: Full extension guides, drawer must open completely.
- d. Pulls (1 per door or drawer): Stanley #4484, chrome finish.
- e. Bumpers for Drawers: 1/8" thick rubber, 2 per drawer.
- f. Track for sliding glass doors: K & V #1092P assembly with #981 Plunger lock.
- g. Shelf Standards and Supports: K & V #255 standards & #256 supports.
- h. Cabinet Door or Drawer Locks: Cylinder type lock appropriate for cabinet condition. All locks in one room keyed alike; locks keyed different for different rooms. Lock shall be of type to allow unit to be closed in unlocked position without key.

3. FABRICATION

- A. Fabricate: Cabinets in longest lengths possible consistent with ease of delivery and installation.

SECTION-06410-2

- B. Tops and Splash Backs: Plastic laminate, self edged unless otherwise noted, mill applied to 3/4" plywood.
- C. Cabinet Fronts and Sides: Plastic laminate, over 3/4" plywood. See cabinet elevations on Drawings.
- D. Backs: 1/4" thick plywood.
- E. Interior shelves: Unless otherwise noted on the Drawings, provide intermediate adjustable shelves, full depth of cabinets as follows:
 - Cabinets under 18" tall: none required
 - Cabinets 18" to 25" tall: 1 shelf
 - Cabinets 26" to 35" tall: 2 shelves
 - Cabinets 36" to 48" tall: 3 shelves
 - No shelves required at sink fronts except as noted on the Drawings
- F. Face Height of Drawers: Unless otherwise indicated, shall be 6" for all drawers except drawer at bottom of a cabinet shall be 12".
- G. Drawer Bottoms: 1/4" plywood, rabbetted into all 4 sides.
- H. Rail and Stiles: Typically 3/4" x 1 1/2".
- I. Drawers: Make useable space as large as possible.
- J. Spaces: 1/8" between adjacent doors and drawers; 1/4" between top and face of cabinet below. Face of counter top to be flush with cabinet on all sides, unless otherwise indicated.
- K. Corners: Extend cabinet and shelves to provide useable space for all of cabinet interior.
- L. Tops at Corners: Cut top and plastic laminate at 45 degrees to provide mitered condition.
- M. Joints in Top: Use mechanical fasteners below top, to draw top up to a tight joint.
- N. Exposed Sides: Finished and constructed same as fronts.
- O. Unit Dimensions: Show locations of vertical dividers. No intermediate dividers or stiles are to be provided at units with double doors.

SECTION-06410-3

P. Installation:

1. Set Nails: In exposed surfaces to receive putty.
2. Make Cutouts: For sinks, plumbing, electrical.
3. Verify Openings: For set in equipment, as to size and squareness.
4. Scribe: Cabinets and tops to fit tight to walls.
5. Install the approved laminated plastic in strict accordance with the manufacturer's recommendations.

END OF SECTION

SECTION-06410-4