

HOT TOPIC

STORE #96A
CAROLINA PLACE
PINEVILLE, NORTH CAROLINA

CMA
architecture planning interior design
C.M. ARCHITECTURE, P.A.
219 N. 2ND ST., SUITE 301
MINNEAPOLIS, MN 55401
PHONE: (612) 338-6677
FAX: (612) 338-2995
E-MAIL: info@cmarch.com
CONTACT: STEPHANIE PACHEL
spachel@cmarch.com

DUNHAM
Dunham Associates, Inc.
50 South Sixth Street / Suite 1100
Minneapolis, Minnesota 55402-1540
PHONE: 612.465.7550
FAX: 612.465.7551
www.dunhameng.com
mechanical + electrical
consulting engineering

CONSULTANTS:

I HEREBY CERTIFY THAT THE PORTIONS BEARING MY SEAL AND SIGNATURE WERE PREPARED BY ME OR UNDER MY SUPERVISION AND RESPONSIBLE CHARGE AM A DULY REGISTERED ARCHITECT UNDER THE LAWS OF THE STATE OF NORTH CAROLINA.

PATRICK C. BLEES

SIGNATURE: _____
DATE ISSUED: 06-04-07
REG. NO. 9575

HOT TOPIC
CAROLINA PLACE
11025 CAROLINA PLACE PARKWAY
PINEVILLE, NC 28134
SPACE #C09
STORE #96A
STORE TYPE "A"

SHEET TITLE:
TITLE SHEET, KEY PLAN,
LOCATION MAP, PROJECT
INFORMATION

REVISIONS:

NO.	DATE:	BY:

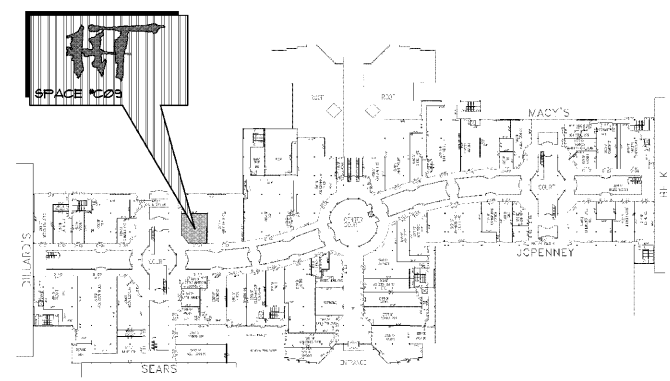
PROJECT NO: 07101.016
DRAWING DATE: 06-04-07
DRAWN BY: **SLP**

T1

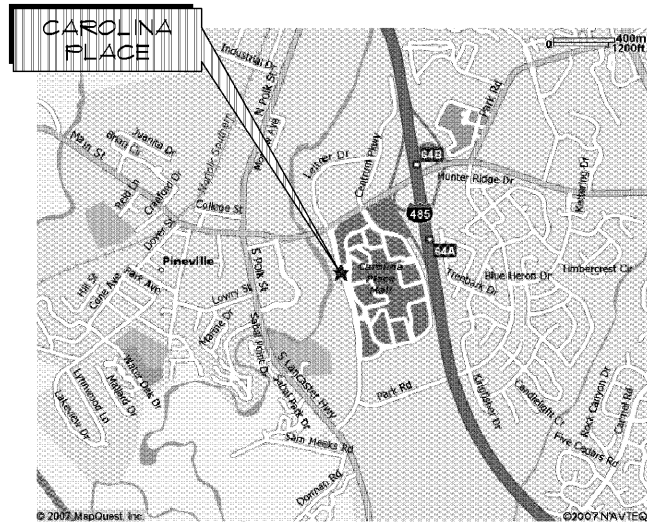
SHEET 1 OF 13
FILE: Q:\HOT TOPIC\07101.016\
07101.016T01title.dwg
COPYRIGHT C.M. ARCHITECTURE, P.A. 2007

15
14
13
12
11
10
9
8
7
6
5
4
3
2
1
COLOR
PEN
SHADE
PLOT
GUIDE

KEY PLAN



VICINITY MAP



PROJECT INFORMATION

- PROJECT NAME: HOT TOPIC
- STORE DESCRIPTION: CLOTHING SALES (RETAIL)
- PROJECT DESCRIPTION: INTERIOR TENANT BUILD-OUT
- PROJECT LOCATION: CAROLINA PLACE
SPACE #C09
11025 CAROLINA PLACE PARKWAY
PINEVILLE, NC 28134
- TENANT: HOT TOPIC
18325 E. SAN JOSE AVENUE
CITY OF INDUSTRY, CA 91746
DONNA LYON
dlyon@hottopic.com
PH: (603) 588-2764
FAX: (603) 588-2764
- LANDLORD: GENERAL GROWTH PROPERTIES, INC.
110 NORTH WACKER DRIVE
CHICAGO, IL 60606
MICHAEL PAYTON
michael.payton@generalgrowth.com
PH: (312) 560-5000
FAX: (312) 560-5064
- ARCHITECT: C.M. ARCHITECTURE, P.A.
NORTHWESTERN BUILDING
219 N. SECOND STREET, SUITE 301
MINNEAPOLIS, MN 55401
STEPHANIE L. PACHEL
spachel@cmarch.com
PH: (612) 338-6677
FAX: (612) 338-2995
- ENGINEER: DUNHAM ASSOCIATES
50 SOUTH SIXTH STREET, SUITE 1100
MINNEAPOLIS, MN 55402-1540
GREG STEINMETZ
greg.steinmetz@dunhameng.com
PH: (612) 465-7550
FAX: (612) 465-7551

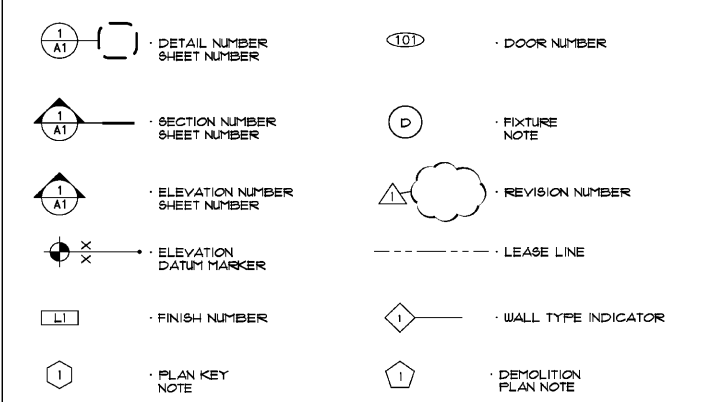
CODE REVIEW

- MUNICIPAL REVIEW: MECKLENBURG COUNTY PLAN REVIEW
100 NORTH TYRON STREET
CHARLOTTE, NC 28231
WILLIS HORTON
PH: (704) 336-3836
FAX: (704) 336-2828
- GOVERNING CODES: ALL WORK SHALL BE IN CONFORMANCE WITH, BUT NOT LIMITED TO, THE REQUIREMENTS OF THE FOLLOWING, AND ANY OTHER STATE OR LOCAL CODES HAVING JURISDICTION.
BUILDING: - 2006 NC STATE BUILDING CODE (IBC)
PLUMBING: - 2006 NC STATE BUILDING CODE (IPC)
MECHANICAL: - 2006 NC STATE BUILDING CODE (MCC)
ELECTRICAL: - 2006 NC STATE BUILDING CODE (NEC)
FIRE / LIFE SAFETY: - 2006 NC STATE BUILDING CODE (IFC)
ACCESSIBILITY: - 1993 NC STATE ACCESSIBILITY CODE ENERGY: - ASHRAE 90.1
- NUMBER OF LEVELS: 2 OF 2
- CONSTRUCTION TYPE: II - B (FULLY SPRINKLERED)
- OCCUPANCY: M (MERCANTILE)
- GROSS LEASED PREMISES: 1829 SF
- OCCUPANT LOAD: TOTAL NUMBER OF OCCUPANTS = 28
TOTAL NUMBER OF EMPLOYEES AT ONE TIME = 4
SALES AREA 1408 SF
STOCKROOM 186 SF
OTHER 235 SF
TOTAL 1829 SF
- EXIT REQUIREMENTS: (1) REQUIRED / (2) PROVIDED
- EXIT ILLUMINATION: PROVIDE AS SHOWN ON SHEET E2.
- FIRE SPRINKLERS: EXISTING SPRINKLER MAIN AND CONNECTIONS BY LANDLORD. GC TO PROVIDE AN AUTOMATIC FIRE SPRINKLER SYSTEM IN CONFORMANCE WITH CURRENT STANDARDS AND LOCAL CODES AND REGULATIONS. ALL WORK TO BE PERFORMED BY A QUALIFIED SPRINKLER CONTRACTOR WHO SHALL DESIGN AND PREPARE SHOP DRAWINGS AND SUBMIT THEM TO THE LANDLORD AND CODE OFFICIALS FOR APPROVAL PRIOR TO FABRICATION AND INSTALLATION.
- MISCELLANEOUS NOTES: N/A

GENERAL NOTES

- ALL MATERIALS AND WORK SHALL BE PERFORMED IN ACCORDANCE WITH ALL FEDERAL, STATE, CITY, AND LOCAL LAWS, REGULATIONS, RULINGS, CODES, ORDINANCES, REQUIREMENTS AND LANDLORD'S TENANT STORE DESIGN AND CONSTRUCTION MANUAL.
- SHADED AREAS INDICATE EXISTING CONSTRUCTION TO REMAIN, UNLESS OTHERWISE NOTED.
- PROVIDE ALL CLEANUP AND REMOVAL OF DEBRIS FROM PREMISES CAUSED BY THIS WORK.
- SHOULD ANY CONDITION ARISE WHERE THE INTENT OF THE DRAWINGS IS IN DOUBT, OR WHERE THERE APPEARS TO BE AN ERROR ON THE DRAWINGS OR A DISCREPANCY BETWEEN THE DRAWINGS AND FIELD CONDITIONS, THE ARCHITECT AND TENANT SHALL BE NOTIFIED AS SOON AS POSSIBLE. IF THE CONTRACTOR PROCEEDS WITH THE WORK SO AFFECTED WITHOUT INSTRUCTIONS FROM THE ARCHITECT AND TENANT, THE CONTRACTOR SHALL MAKE GOOD ANY RESULTING DAMAGE OR DEFECTS. THIS INCLUDES ERRORS IN THE SPECIFICATIONS AND NOTATIONAL ERRORS ON THE DRAWINGS WHERE DOUBTFUL OF INTERPRETATION.
- IN THE CASE WHERE TWO OR MORE DETAILS APPLYING TO THE SAME PART OF THE WORK ARE IN CONFLICT, THE MOST RESTRICTIVE/STRINGENT SHALL GOVERN UNLESS CLARIFIED OR OTHERWISE APPROVED BY ARCHITECT.
- BEFORE SUBMITTING BID PROPOSALS FOR THE WORK IN THESE SPECIFICATIONS & DRAWINGS, EACH CONTRACTOR AND SUBCONTRACTOR SHALL EXAMINE THE SITE AND FAMILIARIZE THEMSELVES W/ ALL EXG CONDITIONS BEFORE PROCEEDING. NO EXTRA COMPENSATION WILL BE ALLOWED BECAUSE OF A MISUNDERSTANDING AS TO THE AMOUNT OF WORK INVOLVED OR LACK OF KNOWLEDGE OF EXISTING CONDITIONS. IN CASE OF ANY INCONSISTENCIES OR DISCREPANCIES BETWEEN DRAWINGS, THE MOST STRINGENT NOTE OR CONDITION SHALL APPLY AND THE CONTRACTOR SHALL NOTIFY THE ARCHITECT IMMEDIATELY OF SUCH DISCREPANCIES. NOT REPORTING ANY SUCH UNSUITABLE CONDITION WILL CONSTITUTE ACCEPTANCE OF ALL CONDITIONS BY CONTRACTOR AND/OR SUBCONTRACTOR.
- APPROVAL OF SHOP DRAWINGS MEANS APPROVAL OF THE GENERAL METHOD OF FABRICATION ONLY. DIMENSIONS AND QUANTITIES MAY NOT BE CHECKED, AND APPROVAL OF SHOP DRAWINGS DOES NOT RELIEVE THE CONTRACTOR FROM COMPLIANCE WITH THE REQUIREMENT OF THE DRAWINGS AND SPECIFICATIONS UNLESS SPECIFICALLY INDICATED IN THE APPROVAL.
- PROVIDE 2A, 10BC MINIMUM RATED FIRE EXTINGUISHERS AS REQ. TO BE LOCATED WITHIN 75 FEET OF TRAVEL DISTANCE FROM ALL AREAS. PROVIDE ONE FIRE EXTINGUISHER FOR EACH 75 FEET OF TRAVEL.
- DRAPES AND OTHER DECORATIVE MATERIALS SHALL BE FLAME RETARDANT. CERTIFICATION THEREOF SHALL BE PROVIDED. EXIT LIGHTS, EXITS, HOSE CABINETS, FIRE ALARM STATIONS, AND EXTINGUISHER LOCATIONS SHALL NOT BE CONCEALED BY DECORATIVE MATERIAL.
- NO HAZARDOUS MATERIALS, LIQUIDS OR CHEMICALS SHALL BE STORED OR USED WITHIN THE SUBJECT BUILDING AS TO REQUIRE A HAZARDOUS CLASSIFICATION PER APPLICABLE CODE.
- SWITCHES AND CONTROLS FOR LIGHTS, VENTILATION, FIRE ALARMS, ETC. MUST BE PLACED NO MORE THAN 48" AFF.
- DO NOT SCALE DRAWINGS, WRITTEN DIMENSIONS GOVERN. FIELD VERIFY ALL DIMENSIONS AND SITE CONDITIONS.
- ALL DIMENSIONS ARE TO THE FACE OF GYPSUM BOARD FINISH, UNLESS OTHERWISE NOTED.
- DIMENSIONS NOTED AS "CLEAR" SHALL BE MAINTAINED AND SHALL ALLOW FOR THICKNESS OF ALL FINISHES INCLUDING, CARPET, PAD, VINYL, ETC.
- DIMENSIONS NOTED AS "HOLD" ARE CRITICAL. IF LAYOUT IS OFF, CONTACT ARCHITECT IMMEDIATELY PRIOR TO FRAMING.
- A SMOKE-FREE ENVIRONMENT IS TO BE MAINTAINED DURING THE ENTIRE CONSTRUCTION PROCESS. REFER TO MALL GUIDELINES FOR NON-SMOKING AREAS AND COMPLIANCE.

SYMBOLS



ABBREVIATIONS

ABV	ABOVE AMERICANS W/ DISABILITIES ACT	LAV	LAVATORY
ADA	ADJUSTABLE TILE	LL	LANDLORD
AFF	ADHESIVE	LT	LIGHT
ACT	ADJACENT	LOC	LOCATION
ADDL	APPROXIMATE	MDF	MEDIUM DENSITY FIBERBOARD
ADH	BELOW	MFR	MANUFACTURE (ER)
ADJ	BETWEEN	MO	MASONRY OPENING
AFX	BLOCKING BOARD	MTL	MATERIAL
BEL	BOTTOM OF BOARD	MET	METAL
BKLG	CASHURAP	MIN	MINIMUM
BD	CARPET	MIR	MIRROR
B.O.	CEILING	NOY	NOMINAL
BOT	CERAMIC TILE	NIC	NOT IN CONTRACT
CUP	CLEAR	NTS	NOT TO SCALE
CP	COLUMN	OC	ON CENTER
CLG	CONCRETE	OPG	OPENING
CT	CORRIDOR	FLMB	FLUMBING
CLR	CONCRETE MASONRY UNIT	FT	FOOT
COL	CONTRACTOR	FLM	FLYWOOD
CONC	CONTRACTOR	QTY	QUANTITY
COR	CONTRACTOR	REF	REFERENCE
CHJ	CONTRACTOR	REQ	REQUIRED
CONST	CONTRACTOR	REV	REVERSE
CONTR	CONTRACTOR	REV	REVISION
DIM	CONTRACTOR	RD	ROOF DRAIN
DR	CONTRACTOR	SC	SOLID CORE
DF	CONTRACTOR	SCH	SCHEDULE
EA	CONTRACTOR	SF	SQUARE FEET
EWC	CONTRACTOR	SHT	SHEET
EL	CONTRACTOR	SHM	SIMILAR
EQ	CONTRACTOR	STR	STRUCTURE(AL)
EQP	CONTRACTOR	TEL	TELEPHONE
EXG	CONTRACTOR	TZ	TERRAZZO
EXT	CONTRACTOR	TO	TOP OF
FIN	CONTRACTOR	UON	UNLESS OTHERWISE NOTED
FE	CONTRACTOR	VB	VINYL BASE
FRT	CONTRACTOR	VIF	VERIFY IN FIELD
FLR	CONTRACTOR	WC	WATER CLOSET
FLUR	CONTRACTOR	WD	WOOD
FUR	CONTRACTOR	WH	WATER HEATER
GA	CONTRACTOR		
GBD	CONTRACTOR		
GC	CONTRACTOR		
HIC	CONTRACTOR		
HDCP	CONTRACTOR		
HDW	CONTRACTOR		
HM	CONTRACTOR		
HR	CONTRACTOR		
HB	CONTRACTOR		
INFO	CONTRACTOR		
INS	CONTRACTOR		
INT	CONTRACTOR		
J-BOX	CONTRACTOR		
JST	CONTRACTOR		
LAM	CONTRACTOR		

INDEX OF DRAWINGS

T1	TITLE SHEET
T1.1	APPENDIX 'B'
A0	DEMOLITION PLAN
A1	FLOOR PLAN
A2	REFLECTED CEILING PLAN
A3	INTERIOR ELEVATIONS
A4	FINISH AND RESPONSIBILITY SCHEDULES
A5	ENLARGED PLAN, SECTIONS, AND STOREFRONT ELEVATION
A5.1	STOREFRONT ELEVATIONS
A6	FIXTURE PLAN AND TOILET ROOM DETAILS
A7	DETAILS
A8	DETAILS
A9	DETAILS
M1	MECHANICAL PLAN AND SCHEDULES
P1	PLUMBING PLAN, RISERS, AND SCHEDULES
E1	ELECTRICAL POWER PLAN
E2	ELECTRICAL LIGHTING PLAN
E3	ELECTRICAL DETAILS AND SCHEDULES