

INTERIOR RENOVATIONS FOR GREENEVILLE LIGHT & POWER BUILDING

GREENEVILLE, TENNESSEE

APRIL 3, 2007

DRAWING INDEX

DS DRAWING STANDARDS

ARCHITECTURAL

A1 SITE PLAN
A2 DEMOLITION FLOOR PLANS
A3 DEMOLITION SCHEDULE
A4 PROPOSED FLOOR PLANS
A5 ROOM FINISH SCHEDULE
A6 DOOR SCHEDULE
A7 DOOR DETAILS
A8 EXTERIOR ELEVATIONS
A9 ENLARGED FLOOR PLAN & DETAILS
A10 ENLARGED TOILET PLANS & ELEVATIONS
A11 REFLECTED CEILING FLOOR PLANS & DETAILS
A12 INTERIOR DETAILS
A13 ENLARGED FLOOR PLAN & DETAILS
A14 CONSTRUCTION PHASING PLANS

MECHANICAL

M-1 HVAC PLAN
M-2 HVAC SCHEDULES and DETAILS

PLUMBING

P-1 PLUMBING PLAN
P-2 PLUMBING SCHEDULES and DETAILS

ELECTRICAL

E1 ELECTRICAL POWER AND SYSTEMS PLAN
E2 ELECTRICAL LIGHTING PLAN
E3 LIGHTING FIXTURE AND PANEL SCHEDULES
E4 ONE LINE DIAGRAM AND LEGEND
E5 ELECTRICAL DETAILS

CONSTRUCTION DOCUMENTS



William T. Gass
ARCHITECT, P.C.

Greenville, Tennessee

Phone: (423) 638-4973
e-mail: wtgass@adelphia.net

Copyright © 2006
All Rights Reserved







a. dave wright
architect

315 E. Bernard Ave.
Suite 100
Greenville, TN. 37745

Phone: (423) 207-1254
Fax: (423) 207-1989
Cell: (423) 524-2976

MECHANICAL ENGINEERS
SEDA ENGINEERS, LLC KINGSFORT, TENNESSEE

ELECTRICAL ENGINEERS
BLASER ENGINEERING KINGSFORT, TENNESSEE



To order plans, go to www.idirepro.com