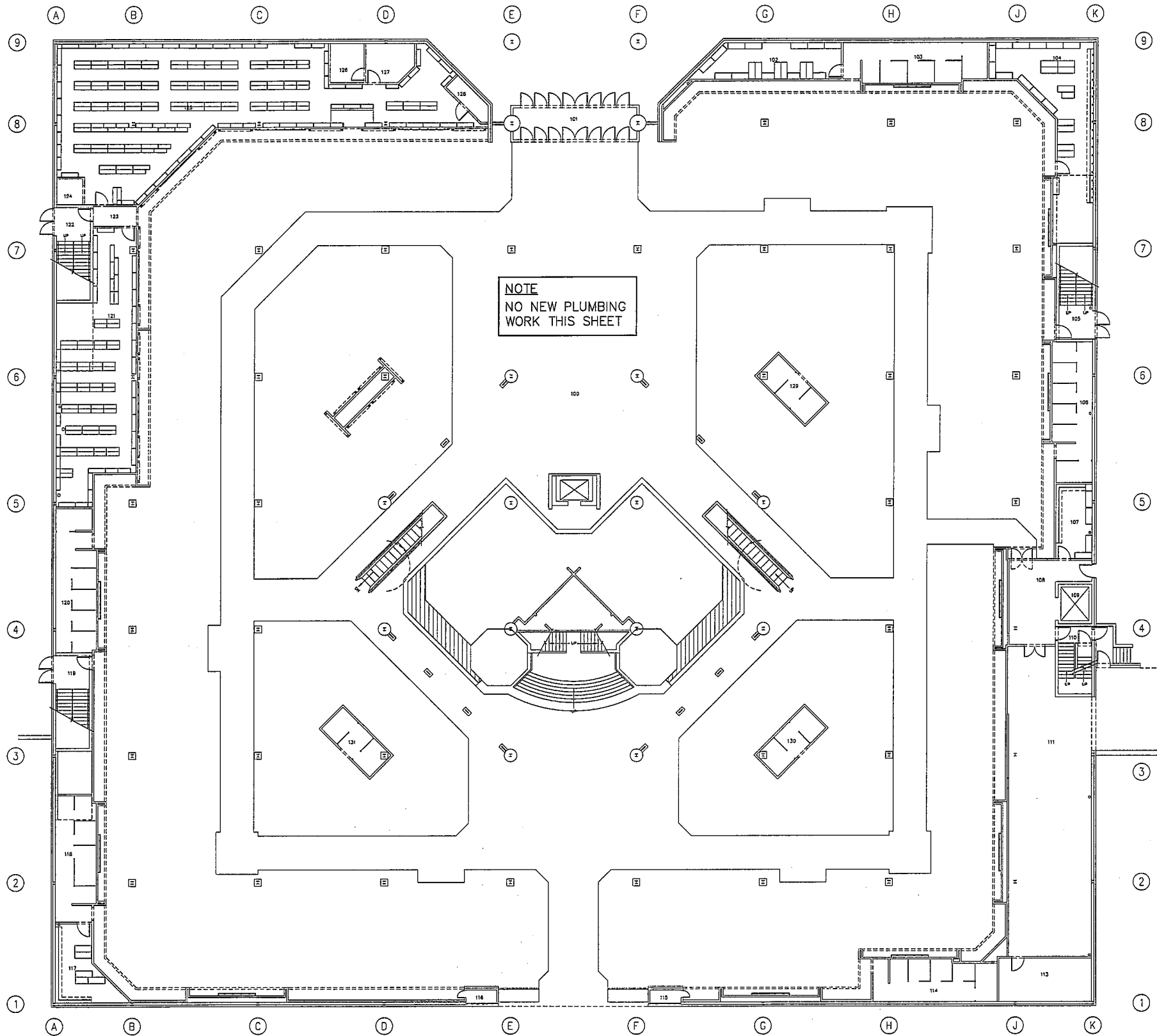


To order plans, go to www.idirepro.com



1 1ST FLOOR PLUMBING PLAN - NEW WORK
P1.1 SCALE: 3/32" = 1'-0"

SEE PLUMBING DEMO SHEET P01.1 FOR DEMOLITION WORK

FIRST FLOOR ROOM LEGEND		
100 GENERAL SALES	112 LOADING DOCK	124 REMOTE ELECTRICAL
101 VESTIBULE	113 ELECTRICAL ROOM	125 SHOE STOCK
102 STOCK ROOM	114 FITTING ROOM	126 SECURITY
103 FITTING ROOM	115 DOOR CLOSET	127 SECURITY
104 STOCK ROOM	116 DOOR CLOSET	128 SPRINKLER ROOM
105 EXIT CORRIDOR	117 STOCK ROOM	129 FITTING ROOM
106 FITTING ROOM	118 FITTING ROOM	130 FITTING ROOM
107 STOCK ROOM	119 EXIT CORRIDOR	131 FITTING ROOM
108 SERVICE CORRIDOR	120 FITTING ROOM	
109 SERVICE ELEVATOR	121 SHOE STOCK	
110 EXIT CORRIDOR	122 EXIT CORRIDOR	
111 RECEIVING	123 CORRIDOR	

PLUMBING FIXTURE SCHEDULE

- SHOP DRAWINGS**
SHOP DRAWINGS SHALL BE SUBMITTED ON THE FOLLOWING ITEMS: CLEANOUTS, DRAINS, PLUMBING FIXTURES, BRASS & TRIM, WATER HEATERS.
- CLEANOUTS**
CAST IRON PIPE, ZURN OR EQUAL BY J.R. SMITH OR JOSAM.
ALL CLEANOUTS SHALL BE OF THE SAME NOMINAL SIZE AS THE PIPE UP TO 4" PIPE; AND SHALL BE 4" IN SIZE FOR LARGER PIPE.
WALL CLEANOUTS: CAST IRON FERRULE, CENTER TAPPED BRONZE PLUG WITH STAINLESS STEEL COVER NOT TO EXCEED 9" IN DIAMETER, ZURN Z-1440-1 OR APPROVED EQUAL.
FLOOR CLEANOUTS (VINT, TILE AND/OR CARPET): SATIN NIKALLOY SCORATED COVER & RM CLEANOUT PLUG WITH TEE, CAST IRON BODY, HANDICAPED OUTLET & LEVELING SCREWS, ZURN Z-1400-3 OR APPROVED EQUAL FOR CARPET, PROVIDE CARPET MARKER.
GRADE/OUTDOOR CLEANOUTS: TRACTOR GRATE, NIKALLOY SCORATED COVER, C.O. PLUG WITH 2" SERVICE WIRE TEE, CAST IRON BODY, HANDICAPED OUTLET & LEVELING SCREWS, ZURN Z-1420-27 OR APPROVED EQUAL.
CLEANOUTS INSIDE SPACES & IN CEILING PLenums: CAST IRON CLEANOUT TEE WITH BRASS PLUG, ZURN OR EQUALS BY J.R. SMITH OR JOSAM.
- DRAINS**
ALL FLOOR DRAINS, EXCEPT WHERE INSTALLED IN SLAB-ON-GRADE, SHALL BE FLASHED WITH 2" x 2" x 3/16" PER S.F. SHEET LEAD EMBEDDED IN FLOOR CONSTRUCTION.
ALL FLOOR DRAINS TO HAVE TRAP PRIMERS PER LOCAL CODES.
FLOOR DRAIN: CAST IRON BODY, LEVELING SCREWS, INSIDE CALK, FLASHING COLLAR, ADJUSTABLE STRAINER, DRAIN SIZE SHALL BE 2" UNLESS NOTED OTHERWISE ON PLANS, ZURN ZH-415-45 WITH 4" SQUARE NIKALLOY TOP OR APPROVED EQUAL.
ROOF DRAIN: CAST IRON BODY & CAST IRON DOME, GRAVEL STOP FLASHING COLLAR AND DECK CLAMP, AUXILIARY DRAIN WITH 2" INTERNAL WATER DAM, ZURN ZC-150 OR APPROVED EQUAL.
- PLUMBING CONNECTIONS**
THE FOLLOWING MATERIALS SHALL BE USED TO CONNECT EACH PLUMBING FIXTURE TO THE DRAINAGE SYSTEM:
1. WATER CLOSET: CONNECTION INCLUDED IN FIXTURE CARRIER
2. URINAL: RED BRASS PIPE WITH 1/2" CAST BRONZE SCREWED FITTINGS
3. LAVATORY: COPPER DWY DRAINAGE PIPE W/ HIGHLIGHT COPPER DWY DRAINAGE FITTINGS (EXPOSED CHROME PLATED). PROVIDE WHITE ADA INSULATION KITS ON ALL ADA & GROUP LAVATORIES - TRESBERG INC., HAND LAY-GUARD OR EQUAL.
4. COUNTER SINK: SAME AS FOR LAVATORY
5. SERVICE SINK: SCHEDULE 40 GALVANIZED STEEL PIPE.
6. DRINKING FOUNTAIN: SAME AS FOR LAVATORY.
- PLUMBING FIXTURES**
ALL FIXTURES & TRIM SHALL BE OF ONE MANUFACTURER.
PROVIDE STOPS ON WATER SUPPLIES TO ALL PLUMBING FIXTURES AND WALL HYDRANTS. STOPS ON LAVATORIES SHALL BE CHROME PLATED.
PLUMBING FIXTURES SHALL BE KOHLER, ELJER, OR AMERICAN STANDARD. FLUSH VALVES BY ZURN OR EQUAL BY SLOAN.
ALL FIXTURES SHALL BE GRADE "A", NAME & TRADEMARK OF MANUFACTURER SHALL BE PRINTED OR PRESSED ON ALL FIXTURES & LABEL WHICH CANNOT BE REMOVED WITHOUT DESTROYING IT, CONTAINING THE MANUFACTURER'S NAME OR TRADEMARK AND THE QUALITY OR CLASS OF THE FIXTURE, SHALL BE APPLIED TO ALL FIXTURES & NOT REMOVED UNTIL ALL WORK HAS BEEN COMPLETED & ACCEPTED.
EACH WALL HUNG FIXTURE SHALL BE HUNG BY MEANS OF WALL HANGERS, WHICH SHALL BE ANCHORED TO THE PARTITIONS BY MEANS OF 3/8" INCH TOGGLE BOLTS.
ALL SUPPLY & WASTE CONNECTIONS, PIPING AND FIXTURE ANCHORING SHALL BE FIRMLY SECURED INSIDE WALL & CHASES. ANY SURFACE DURING OR AFTER INSTALLATION WILL BE THE PLUMBING CONTRACTOR'S RESPONSIBILITY TO CORRECT. GROUT FIXTURES TO WALL.
NO GALVANIZED PIPE WILL BE PERMITTED IN ANY PORTION OF THE WATER SYSTEM WHERE RIGID SCHEDULE PIPE IS REQUIRED. USE RED BRASS.
FILL VOID UNDER FAUCETS ON LAVATORIES/SINKS WITH PLUMBER'S PUTTY.
E-BA: BLUE-LEVEL ELECTRIC WATER COOLER
HANS MODEL HIRFABVRC: 7.8 GPH, AIR COOLED, FIVE YEAR WARRANTY, STANDARD VINYL FABRIC OR PAINTED CABINET FINISH IN COLOR SELECTED BY ARCHITECT; MINIMUM CONNECTIONS: 2" WASTE, 1/2" WATER, 1-1/2" VENT, APPROVED EQUAL BY EQUAL.

GENERAL PLUMBING NOTES

- FURNISH ALL LABOR, MATERIAL, AND EQUIPMENT REQUIRED FOR THE COMPLETION AND OPERATION OF ALL SYSTEMS IN THIS SECTION OF WORK IN ACCORDANCE WITH ALL APPLICABLE CODES.
- FURNISH AND INSTALL COMPLETE SYSTEMS OF SOIL, WASTE, AND VENT PIPING FROM ALL PLUMBING FIXTURES, AND/OR OTHER EQUIPMENT.
- SUBJECT TO LOCAL CODE REQUIREMENTS, SOIL, WASTE, WATER & VENT PIPING ABOVE GRADE SHALL BE STANDARD HEIGHT CAST IRON "NO-HUB" WITH NO HUB FITTINGS EXCEPT THAT SOIL, WASTE AND VENT PIPING UNDER 2 INCHES IN SIZE ABOVE GROUND MAY BE GALVANIZED STEEL PIPE WITH GALVANIZED MALEABLE DRAINAGE TYPE FITTINGS. ALL CAST IRON PIPE AND FITTINGS SHALL BE HEAVILY COATED INSIDE AND OUTSIDE BY THE MANUFACTURER WITH A COATING OF COAL TAR PITCH. BELOW GRADE PIPE TO BE BELL & SPIGOT WITH RUBBER GASKET JOINTS OR SCHEDULE 40 PVC PIPE, USE EJC ALLOWED ABOVE TRAP OUTLET ELEVATION OF LOWEST ELEVATION.
- CLEANOUT PLUGS SHALL BE INSTALLED IN ACCORDANCE WITH PLUMBING CODE REQUIREMENTS AT EACH CHANGE IN DIRECTION. CLEANOUTS SHALL BE PLACED IN READILY ACCESSIBLE LOCATION.
- ALL SOIL, WASTE, AND VENT LINES SHALL BE CONCEALED IN THE BUILDING CONSTRUCTION.
- WATER SUPPLY PIPING CONCEALED WITHIN THE BUILDING AND ABOVE THE GROUND SHALL BE TYPE L HARD DRAWN COPPER TUBING, WITH LEADLESS SOLDER JOINTS.
- COPPER PIPING SHALL BE PROTECTED AGAINST CONTACT WITH MASONRY OR DISSIMILAR METALS, AND HANGERS, SUPPORTS, ANCHORS, AND CLIPS SHALL BE COPPER OR COPPER PLATED. WHERE COPPER PIPING IS CARRIED ON IRON TRAPEZE HANGERS WITH OTHER PIPING, SATISFACTORY AND PERMANENT ELECTROLYTIC ISOLATION MATERIAL SHALL PROTECT THE COPPER AGAINST CONTACT WITH OTHER METALS.
- WHERE COPPER PIPING IS SLEEVED THROUGH MASONRY, SLEEVES SHALL BE COPPER OR RED BRASS. WHERE COPPER MUST BE CONCEALED IN A MASONRY PARTITION OR AGAINST MASONRY, CONTACT SHALL BE PREVENTED BY COATING THE COPPER HEAVILY WITH ASPHALTIC ENAMEL AND PROVIDING 15# ASPHALT SATURATED FELT BETWEEN THE PIPE AND MASONRY.
- ALL HOT, COLD WATER PIPING ABOVE GROUND TO BE INSULATED WITH 1" FIBERGLASS INSULATION WITH ASJ JACKET & PVC FITTING COVERS, HAVING A 25/50" FIRE/SMOKE RATING.
- THE PLUMBING CONTRACTOR SHALL COORDINATE CLOSELY WITH MECHANICAL & ELECTRICAL CONTRACTORS TO AVOID INTERFERENCE WITH OTHER TRADES.
- ALL CUTTING, PATCHING OF SLAB, ROOF OR OTHER BUILDING COMPONENTS TO BE BY THE GENERAL CONTRACTOR.
- THE USE OF COMBUSTIBLE MATERIALS IS PROHIBITED IN THE PLENUM SPACE.
- PLUMBING CONTRACTOR SHALL VERIFY EXACT LOCATIONS & ELEVATION OF SITE SEWERS & WATER LINES SERVING THE BUILDING PRIOR TO CONSTRUCTION OF ANY PLUMBING WORK. ANY COST TO ADJUST LOCATIONS WITHIN 10 FEET OF LOCATIONS SHOWN MUST BE IN PLUMBING CONTRACTOR'S WORK.

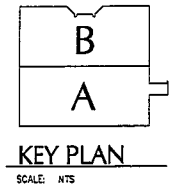
PLUMBING FIXTURE CONNECTION SCHEDULE

LABEL	FIXTURE NAME	CW	HW	WASTE	VENT
P-(A)	ELEC. DRINKING FOUNTAIN	1/2"	--	1-1/2"	1-1/2"

PLUMBING LEGEND

- NEW COLD WATER PIPING
- NEW HOT WATER PIPING
- NEW WASTE PIPING
- NEW VENT PIPING
- E-S-S --- EXISTING SANITARY SEWER
- E-C-W --- EXISTING COLD WATER
- E-H-W --- EXISTING HOT WATER
- E-C-O --- EXISTING CLEAN OUT

DAVID N. SHULTZ, PE
112 S. HUNTER STREET, SUITE 101
CHATTANOOGA, TENNESSEE 37408
PH 704.334.7363 DSA-07907



SCALE: NTS

JAMES DAVID HUDSON
ARCHITECT

1410 COWART STREET
CHATTANOOGA, TN. 37408
423 265 4313

BELK DEPARTMENT STORES
ALTERATION AND REMODEL

MADISON SQUARE MALL
5901 UNIVERSITY DRIVE
HUNTSVILLE, ALABAMA

Belk
STORE NO. 606

ISSUE DATES
INITIAL 03-18-07

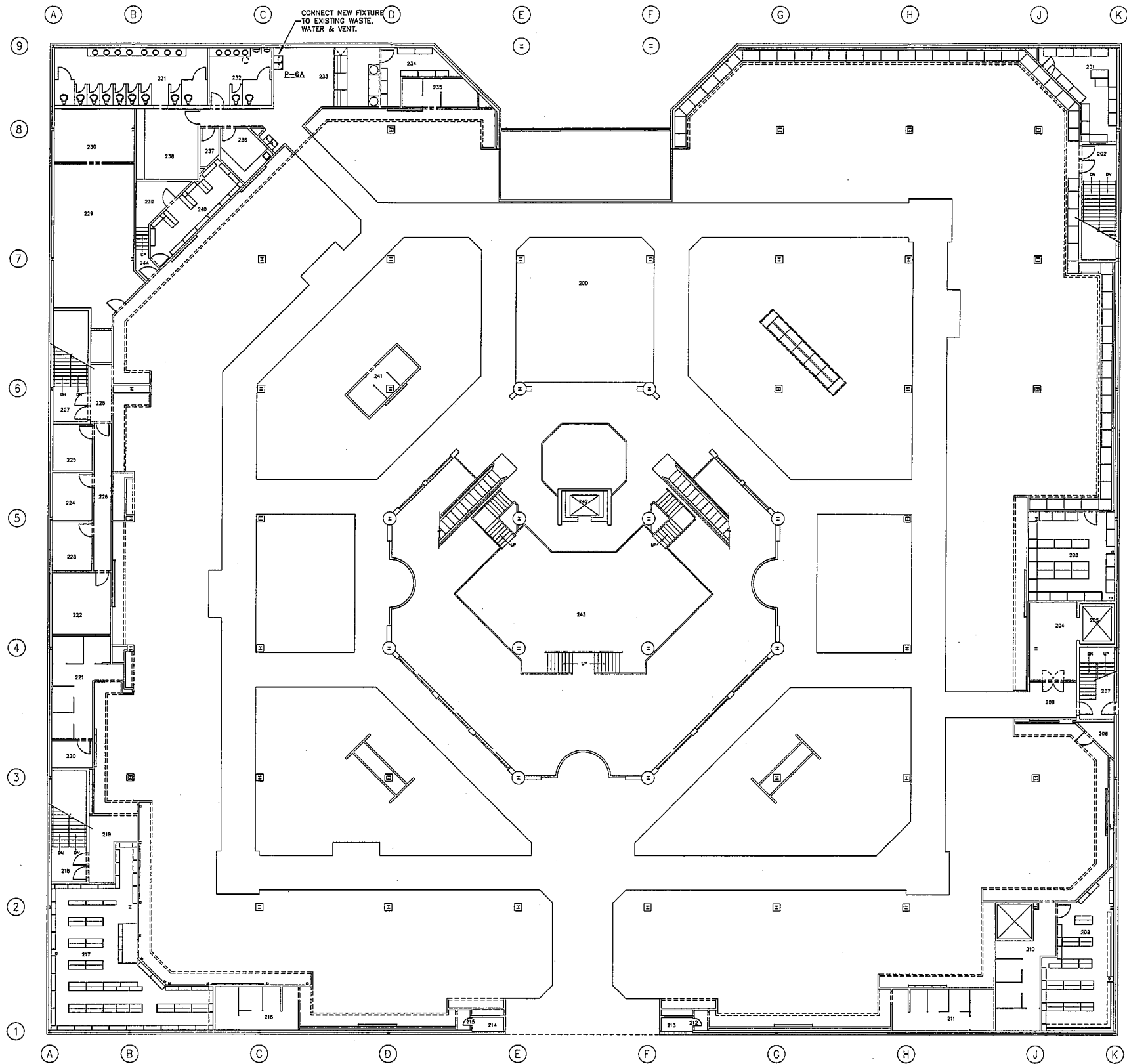


JOB NO. | DWN | CKD
97-036

ARCHITECTURAL
SHEET NO.

P1.1

To order plans, go to www.idirepro.com



1 2ND FLOOR PLUMBING PLAN - NEW WORK
P1.2 SCALE: 3/32" = 1'-0"

SEE PLUMBING DEMO SHEET ED1.2 FOR DEMOLITION WORK

SECOND FLOOR ROOM LEGEND			
200 GENERAL SALES	212 CORRIDOR	224 H.R. OFFICE	238 BABY CHANGING
201 STOCK ROOM	213 DOOR CLOSET	225 H.R. OFFICE	237 JANITOR
202 EXIT STAIR	214 DOOR CLOSET	226 CORRIDOR	236 WOMEN'S LOUNGE
203 STOCK ROOM	215 CORRIDOR	227 EXIT STAIR	235 TELECOM
204 SERVICE CORRIDOR	216 FITTING ROOM	228 EXIT CORRIDOR	240 STOCK ROOM
205 SERVICE ELEVATOR	217 SHOE STOCK	229 EMPLOYEE LOUNGE	241 FITTING ROOM
206 CORRIDOR	218 EXIT STAIR	230 EMPLOYEE LOCKERS	242 PUBLIC ELEVATOR
207 EXIT STAIR	219 EXIT CORRIDOR	231 WOMEN'S TOILET	243 SALES MEZZANINE
208 ELECTRICAL	220 REMOTE ELECTRICAL	232 MEN'S TOILET	244 STAIRS
209 STOCK ROOM	221 FITTING ROOM	233 CUSTOMER SERVICE	
210 FITTING ROOM	222 MANAGERS OFFICE	234 STOCK ROOM	
211 FITTING ROOM	223 CASH ROOM	235 FITTING ROOM	

PLUMBING FIXTURE SCHEDULE

- SHOP DRAWINGS**
SHOP DRAWINGS SHALL BE SUBMITTED ON THE FOLLOWING ITEMS: CLEANOUTS, DRAINS, PLUMBING FIXTURES, BRASS & TRIM, WATER HEATERS.
- CLEANOUTS**
CAST IRON PIPE, ZURN OR EQUAL BY J.R. SMITH OR JOSAM.
ALL CLEANOUTS SHALL BE OF THE SAME NOMINAL SIZE AS THE PIPE UP TO 4" PIPE, AND SHALL BE 4" IN SIZE FOR LARGER PIPE.
WALL CLEANOUTS: CAST IRON FERRULE, CENTER TAPPED BRONZE PLUG WITH STAINLESS STEEL COVER NOT TO EXCEED 8" IN DIAMETER, ZURN Z-1440-1 OR APPROVED EQUAL.
FLOOR CLEANOUTS (VLDN, TILE AND/OR CARPET): SATIN NIKALOY SODIATED COVER & RIM CLEANOUT PLUG WITH LEAD TRIM, CAST IRON BODY, CAULKED OUTLET & LEVELING SCREWS, ZURN Z-1400-3 OR APPROVED EQUAL FOR CARPET, PROVIDE CARPET MARKER.
GRADE/OUTDOOR CLEANOUTS: TRACTOR GRATE, NIKALOY SODIATED COVER, C.O. PLUG WITH LEAD TRIM, CAST IRON BODY, CAULKED OUTLET & LEVELING SCREWS, ZURN Z-1400-2P OR APPROVED EQUAL.
CLEANOUTS IN SFT SPACES & IN CEILING PLenums: CAST IRON CLEANOUT TEE WITH BRASS PLUG, ZURN OR EQUALS BY J.R. SMITH OR JOSAM.
- DRAINS**
ALL FLOOR DRAINS EXCEPT WHERE INSTALLED IN SLAB-ON-GRADE SHALL BE FLASHED WITH 24"x24", 3 LB. PER S.F. SHEET LEAD EMBEDDED IN FLOOR CONSTRUCTION.
ALL FLOOR DRAINS TO HAVE TRAP PRIMERS PER LOCAL CODES.
FLOOR DRAIN: CAST IRON BODY, LEVELING SCREWS, INSIDE CAULK, FLASHING COLLAR, ADJUSTABLE STRAINER, DRAIN SIZE SHALL BE UNLESS NOTED OTHERWISE ON PLANS.
ZURN ZH-415-45 WITH 6" SQUARE NIKALOY TOP OR APPROVED EQUAL.
ROOF DRAIN: CAST IRON BODY & CAST IRON DOME, GRAVEL STOP FLASHING COLLAR AND BECK CLAMP, AUXILIARY DRAIN WITH 2" INTERNAL WATER DAM, ZURN ZC-100 OR APPROVED EQUAL.
- PLUMBING CONNECTIONS**
THE FOLLOWING MATERIALS SHALL BE USED TO CONNECT EACH PLUMBING FIXTURE TO THE DRAINAGE SYSTEM:
1. WATER CLOSE: CONNECTION INCLUDED IN FIXTURE CARRIER
2. URINAL: RED BRASS PIPE WITH 125# CAST BRONZE SCREENED FITTINGS
3. LAVATORY: COPPER DRY DRAINAGE PIPE W/ WROUGHT COPPER DRY DRAINAGE FITTINGS (EXPOSED CHROME PLATED), PROVIDE WHITE ADA INSULATION KITS ON ALL ADA & GROUP LAVATORIES - TRUSSING INC. HAND LAID-GLAZED OR EQUAL.
4. COUNTER SINK: SAME AS FOR LAVATORY
5. SERVICE SINK: SCHEDULE 40 GALVANIZED STEEL PIPE.
6. DRINKING FOUNTAIN: SAME AS FOR LAVATORY.
- PLUMBING FIXTURES**
ALL FIXTURES & TRIM SHALL BE OF ONE MANUFACTURER.
PROVIDE STOPS ON WATER SUPPLIES TO ALL PLUMBING FIXTURES AND WALL HYDRANTS. STOPS ON LAVATORIES SHALL BE CHROME PLATED.
PLUMBING FIXTURES SHALL BE KOHLER, ELIER, OR AMERICAN STANDARD. FLUSH VALVES BY ZURN OR EQUAL BY SLOAN.
ALL FIXTURES SHALL BE GRADE "A", NAME & TRADEMARK OF MANUFACTURER SHALL BE PRINTED OR PRESSED ON ALL FIXTURES & A LABEL WHICH CANNOT BE REMOVED WITHOUT DESTROYING IT, CONTAINING THE MANUFACTURER'S NAME OR TRADEMARK AND THE QUALITY OR CLASS OF THE FIXTURE. SHALL BE AFFIXED TO ALL FIXTURES & NOT REMOVED UNTIL ALL WORK HAS BEEN COMPLETED & ACCEPTED.
EACH WALL HUNG FIXTURE SHALL BE HUNG BY MEANS OF WALL HANGERS, WHICH SHALL BE ANCHORED TO THE PARTITIONS BY MEANS OF 3/8" HIGH TENSILE BOLTS.
ALL SUPPLY & WASTE CONNECTIONS, RISERS AND FIXTURE ANCHORS SHALL BE FIRMLY SECURED INSIDE WALL & CHASES. ANY SUPPLAGE DURING OR AFTER INSTALLATION WILL BE THE PLUMBING CONTRACTOR'S RESPONSIBILITY TO CORRECT. GROUT FIXTURES TO WALL.
NO GALVANIZED PIPE WILL BE PERMITTED IN ANY PORTION OF THE WATER SYSTEM WHERE RIGID SCHEDULE PIPE IS REQUIRED, USE RED BRASS.
FILL VOID UNDER FAUCETS ON LAVATORIES/SINKS WITH PLUMBER'S PUTTY.
P-BA 30-LEVEL ELECTRIC WATER COOLERS
HANS MODEL: HMF3AB, VRC, 7.8 GPM, AIR COOLED, FIVE YEAR WARRANTY, STANDARD VNYL OR PAINTED CABINET FINISH IN COLOR SELECTED BY ARCHITECT. MINIMUM WATER CONNECTIONS: 2" WASTE, 1/2" WATER, 1-1/2" VENT, APPROVED EQUAL BY ELKAY.

GENERAL PLUMBING NOTES

- FURNISH ALL LABOR, MATERIAL, AND EQUIPMENT REQUIRED FOR THE COMPLETION AND OPERATION OF ALL SYSTEMS IN THIS SECTION OF WORK IN ACCORDANCE WITH ALL APPLICABLE CODES.
- FURNISH AND INSTALL COMPLETE SYSTEMS OF SOIL, WASTE, AND VENT PIPING FROM ALL PLUMBING FIXTURES, AND/OR OTHER EQUIPMENT.
- SUBJECT TO LOCAL CODE REQUIREMENTS, SOIL, WASTE, WATER & VENT PIPING ABOVE GRADE SHALL BE STANDARD WEIGHT CAST IRON "NO-HUB" WITH NO HUB FITTINGS EXCEPT THAT SOIL, WASTE AND VENT PIPING UNDER 2 INCHES IN SIZE ABOVE GROUND MAY BE GALVANIZED STEEL PIPE WITH GALVANIZED MALLEABLE DRAINAGE TYPE FITTINGS. ALL CAST IRON PIPE AND FITTINGS SHALL BE HEAVILY COATED INSIDE AND OUTSIDE BY THE MANUFACTURER WITH A COATING OF COAL TAR PITCH. BELOW GROUND PIPE TO BE BELL & SPIGOT WITH RUBBER GASKET JOINTS OR SCHEDULE 40 PVC PIPE. NO PVC ALLOWED ABOVE TRAP OUTLET ELEVATION OF LOWEST ELEVATION.
- CLEANOUT PLUGS SHALL BE INSTALLED IN ACCORDANCE WITH PLUMBING CODE REQUIREMENTS AT EACH CHANGE IN DIRECTION. CLEANOUTS SHALL BE PLACED IN READILY ACCESSIBLE LOCATIONS.
- ALL SOIL, WASTE, AND VENT LINES SHALL BE CONCEALED IN THE BUILDING CONSTRUCTION.
- WATER SUPPLY PIPING CONCEALED WITHIN THE BUILDING AND ABOVE THE GROUND SHALL BE TYPE L HARD DRAWN COPPER TUBING, WITH LEADLESS SOLDER JOINTS.
- COPPER PIPING SHALL BE PROTECTED AGAINST CONTACT WITH MASONRY OR DISTURBING METALS, AND HANGERS, SUPPORTS, ANCHORS, AND CLIPS SHALL BE COPPER OR COPPER PLATED, WHERE COPPER PIPING IS CARRIED ON IRON TRAPEZOID HANGERS WITH OTHER PIPING, SATISFACTORY AND PERMANENT ELECTROLYTIC ISOLATION MATERIAL SHALL PROTECT THE COPPER AGAINST CONTACT WITH OTHER METALS.
- WHERE COPPER PIPING IS SLEEVED THROUGH MASONRY, SLEEVES SHALL BE COPPER OR RED BRASS. WHERE COPPER MUST BE CONCEALED IN A MASONRY PARTITION OR AGAINST MASONRY, CONTACT SHALL BE PREVENTED BY COATING THE COPPER HEAVILY WITH ASPHALTIC ENAMEL AND PROVIDING 1# ASPHALT SATURATED FELT BETWEEN THE PIPE AND MASONRY.
- ALL HOT, COLD WATER PIPING ABOVE GROUND TO BE INSULATED WITH 1" FIBERGLASS INSULATION WITH ASV JACKET & PVC FITTING COVERS, HAVING A 25/50 FIRE/SMOKE RATING.
- THE PLUMBING CONTRACTOR SHALL COORDINATE CLOSELY WITH MECHANICAL & ELECTRICAL CONTRACTORS TO AVOID INTERFERENCE WITH OTHER TRADES.
- ALL CUTTING, PATCHING OF SLAB, ROOF OR OTHER BUILDING COMPONENTS TO BE BY THE GENERAL CONTRACTOR.
- THE USE OF COMBUSTIBLE MATERIALS IS PROHIBITED IN THE PLenum SPACE.
- PLUMBING CONTRACTOR SHALL VERIFY EXACT LOCATIONS & ELEVATION OF SITE SEWERS & WATER LINES SERVING THE BUILDING PRIOR TO CONSTRUCTION OF ANY PLUMBING WORK. ANY COST TO ADJUST LOCATIONS WITHIN 10 FEET OF LOCATIONS SHOWN MUST BE IN PLUMBING CONTRACTOR'S WORK.

PLUMBING FIXTURE CONNECTION SCHEDULE

LABEL	FIXTURE NAME	CW	HW	WASTE	VENT
P-5(A)	ELEC. DRINKING FOUNTAIN	1/2"	---	1-1/2"	1-1/2"

PLUMBING LEGEND

- NEW COLD WATER PIPING
- NEW HOT WATER PIPING
- NEW WASTE PIPING
- NEW VENT PIPING
- EXS --- EXISTING SANITARY SEWER
- ECW --- EXISTING COLD WATER
- EHW --- EXISTING HOT WATER
- ECO --- EXISTING CLEAN OUT

DAVID N. SHULTZ, PE
R18 X, W. CORDELL STREET, SUITE 204
CHATTANOOGA, TENNESSEE, 37408
PH 704.334.7363 DSA-07807

KEY PLAN
SCALE: NTS

JAMES DAVID HUDSON
ARCHITECT
1410 COWART STREET
CHATTANOOGA, TN 37408
423.265.4313

BELK DEPARTMENT STORES
ALTERATION AND REMODEL
MADISON SQUARE MALL
5901 UNIVERSITY DRIVE
HUNTSVILLE, ALABAMA

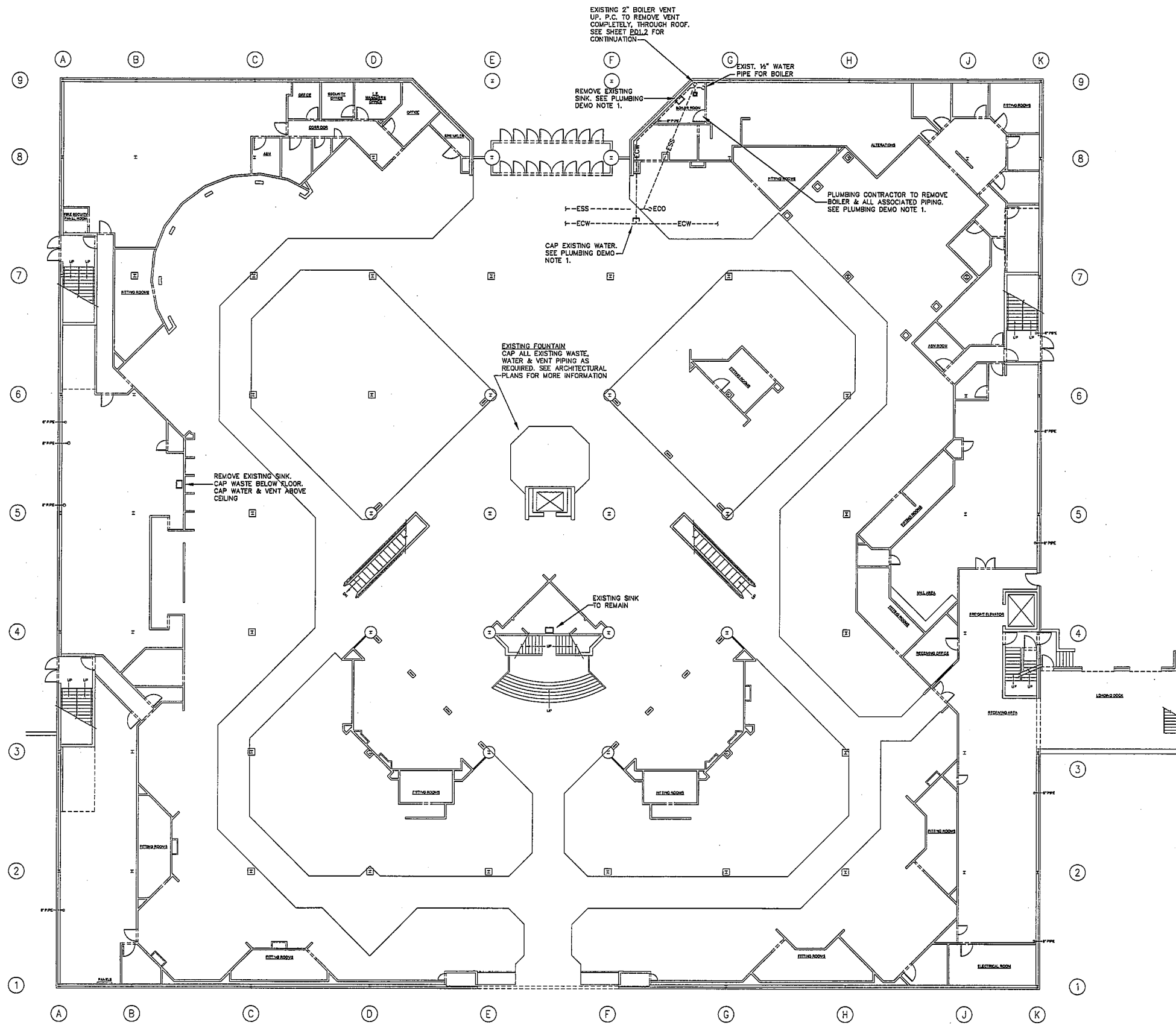


ISSUE DATES
INITIAL 03-19-07

JOB NO. | DWN | CKD
97-266

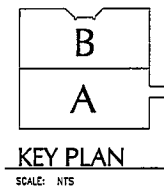
ARCHITECTURAL
SHEET NO.
P1.2

To order plans, go to www.lidirepro.com



1 1ST FLOOR PLUMBING DEMOLITION PLAN
PD1.1 SCALE: 3/32" = 1'-0"

DAVID N. SHULTZ, PE
214 N. WHEELER STREET, SUITE 201
CHATTANOOGA, TENNESSEE 37408
PH 704.354.7283 DS4-07807



JAMES DAVID HUDSON ARCHITECT
1410 COWART STREET
CHATTANOOGA, TN 37408
423 265 4313

BELK DEPARTMENT STORES ALTERATION AND REMODEL
MADISON SQUARE MALL
5901 UNIVERSITY DRIVE
HUNTSVILLE, ALABAMA



PLUMBING LEGEND

---	NEW COLD WATER PIPING
---	NEW HOT WATER PIPING
---	NEW WASTE PIPING
---	NEW VENT PIPING
---	EXISTING SANITARY SEWER
---	EXISTING COLD WATER
---	EXISTING HOT WATER
---	EXISTING CLEAN OUT

PLUMBING DEMOLITION NOTES

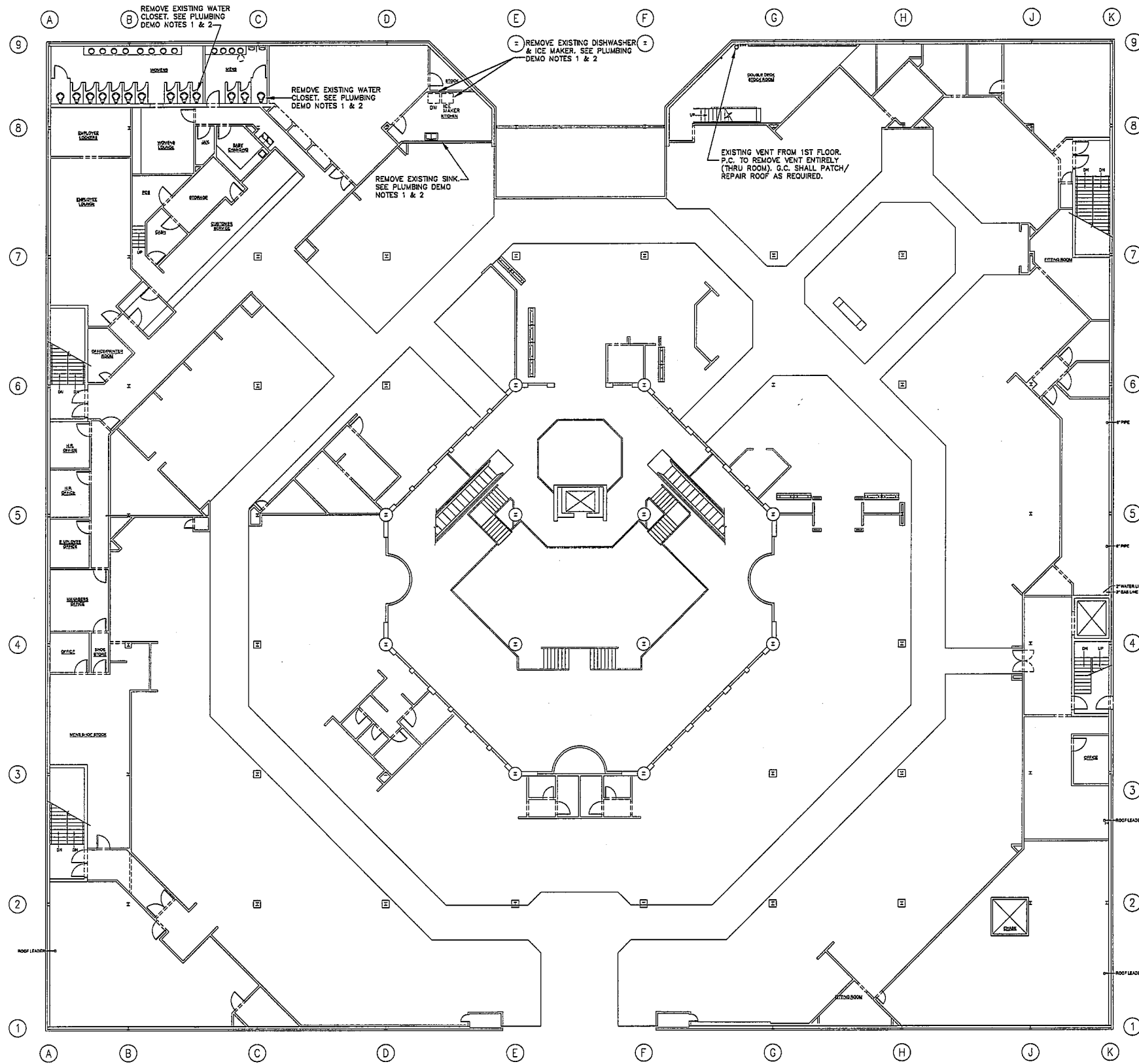
1. PLUMBING CONTRACTOR SHALL REMOVE FIXTURES NOTED. WASTE LINES TO BE CAPPED BELOW FLOOR. WATER & VENT LINES TO BE CAPPED ABOVE CEILING. P.C. TO DISPOSE OF FIXTURES OFFSITE.

ISSUE DATES
INITIAL 03-19-07

JOB NO. | DWN | CKD
07-036

ARCHITECTURAL SHEET NO.
PD1.1

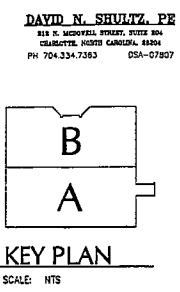
To order plans, go to www.lidirepro.com



1 2ND FLOOR PLUMBING DEMOLITION PLAN
 PD1.2 SCALE: 3/32" = 1'-0"

- PLUMBING DEMOLITION NOTES**
- ALL PLUMBING FIXTURES SHALL REMAIN UNLESS OTHERWISE NOTED.
 - PLUMBING CONTRACTOR SHALL REMOVE FIXTURES NOTED. WASTE LINES TO BE CAPPED BELOW FLOOR. WATER & VENT LINES TO BE CAPPED ABOVE CEILING. P.C. TO DISPOSE OF FIXTURES OFFSITE.

PLUMBING LEGEND	
---	NEW COLD WATER PIPING
---	NEW HOT WATER PIPING
---	NEW WASTE PIPING
---	NEW VENT PIPING
---	EXISTING SANITARY SEWER
---	EXISTING COLD WATER
---	EXISTING HOT WATER
---	EXISTING CLEAN OUT



DAVID N. SHULTZ, P.E.
 111 N. MEMPHIS STREET, SUITE 200
 CHATTANOOGA, TENNESSEE, 37408
 PH 704.334.7353 DSA-07897

JAMES DAVID HUDSON ARCHITECT
 1410 COWART STREET
 CHATTANOOGA, TN 37408
 423 265 4313

BELK DEPARTMENT STORES ALTERATION AND REMODEL
 MADISON SQUARE MALL
 5901 UNIVERSITY DRIVE
 HUNTSVILLE, ALABAMA



ISSUE DATES
 INITIAL 03-18-07
 ARCHITECTURAL SHEET NO.
PD1.2