

**SITE UTILITY NOTE**  
 PLUMBING CONTRACTOR SHALL COORDINATE THE LOCATION AND INVERTS OF ALL PIPING FOR CONNECTION TO THE APPROPRIATE UTILITY AS SHOWN ON UTILITY PLAN. THIS COORDINATION SHOULD TAKE PLACE PRIOR TO GRADING AND INSTALLATION OF PIPES. THIS CONTRACTOR SHALL MAKE FINAL CONNECTIONS TO THE RECEIVING UTILITY.

- PLUMBING NOTES.**
- 1 THE INSTALLATION SHALL INCLUDE ALL NECESSARY APPARATUS, EXCAVATING, CONTROLS, VALVES, AND FITTINGS AS NECESSARY TO MAKE THE PLUMBING INSTALLATION COMPLETE.
  - 2 CONTRACTOR SHALL OBTAIN AND PAY FOR ALL PERMITS, CONNECTION AND INSPECTION FEES REQUIRED FOR THE COMPLETE INSTALLATION OF THIS WORK. HE SHALL DELIVER TO THE ARCHITECT ALL CERTIFICATES OR SAID INSPECTION ISSUED BY THE AUTHORITIES HAVING JURISDICTION.
  - 3 THE PLUMBING SYSTEM SHALL BE TESTED AS REQUIRED BY THE APPLICABLE PLUMBING CODE.
  - 4 PLUMBING FIXTURES: PROVIDE PLUMBING FIXTURES COMPLETE WITH TRIM. ALL FIXTURES, TRIMMINGS AND STOPS SHALL BE GRADE "A" AND SHALL BE OF ONE MANUFACTURER. PLUMBING FIXTURES FOR USE BY HANDICAPPED PERSONS SHALL BE IN ACCORDANCE WITH ACCESSIBILITY REQUIREMENTS. FIXTURES AS MADE BY AMERICAN STANDARD, BRADLEY, CRANE, ELJER, ELKAY, FIAT, JUST OR KOHLER. FITTINGS AS MADE BY BRADLEY, CHICAGO, DELTA, OR ROYAL. FLUSH VALVES BY SLOAN ROYAL OR DELANEY. SEATS BY BEMIS, BENEKE, CHURCH OR OLSENITE. GROUT BETWEEN PLUMBING FIXTURES AND WALLS AND/OR FLOORS. FOR CONNECTION OF FLOOR-OUTLET WATER CLOSETS, BRASS FLOOR FLANGES SHALL BE USED. THE JOINTS BETWEEN CLOSETS TRAP AND FLANGE SHALL BE MADE TIGHT WITH GASKETS. CONNECTION OF FIXTURE TRAPS FROM LAVATORIES, DRINKING FOUNTAINS, SERVICE SINKS, ETC. TO CAST IRON SHALL BE MADE WITH D.W.V. TYPE COPPER. CONTRACTOR SHALL SEAL, USING SEALANT MEETING REQUIREMENTS OF FEDERAL SPECIFICATION TT-9-230, JOINT BETWEEN URINAL AND WALL AND AT WATER CLOSET AND FLOOR.
  - 5 FLOOR DRAINS SHALL BE SET WITH TOP FLUSH WITH FINISH FLOOR.
  - 6 WATER PIPING SHALL BE TYPE "L" COPPER WITH COPPER FITTING AND HANGERS.
  - 7 SOIL WASTE AND VENT PIPING SHALL BE SERVICE WEIGHT CAST IRON WITH LEAD AND OAKUM OR MECHANICAL JOINTS AS APPROVED BY THE LOCAL CODE OFFICIALS. USE PVC (SCHEDULE 40) WHERE APPROVED BY CODE.
  - 8 INSULATED WATER LINES, FITTINGS & VALVES WITH 1" ARMAFLEX INSULATION. HEAT TRACE WATER LINES SUBJECT TO FREEZING.
  - 9 INSULATED HANDICAPPED LAVATORIES WATER & DRAINS LINES WITHUBRO HANDI-LAV-GUARD KITS.
  - 10 PROVIDE ESCUTCHEON PLATES WHERE PIPES PENETRATE WALLS THAT ARE EXPOSED. CAULK AND SEAL ALL PIPE SEELVES.
  - 11 CLEANOUTS SHALL BE PROVIDED WHERE REQUIRED BY THE APPLICABLE PLUMBING CODE. CLEANOUTS IN CAST IRON SOIL PIPELINES SHALL CONSIST OF CAST IRON FERRULE AND HEAVY BRASS CLEANOUT PLUG WITH SQUARE HEAD. WHERE PIPING IS CONCEALED IN FLOORS OR WALLS, CLEANOUTS SHALL BE INSTALLED IN AND NEAR SURFACE OF FLOORS OR WALLS AND SHALL HAVE COUNTER SUNK PLUGS AND COVERS.
  - 12 CLEANOUTS FOR FLOORS SHALL BE JOSAM MANUFACTURING COMPANY'S SERIES 58000 WITH INSIDE CAULK OUTLET COATED CAST IRON INTERNAL CLEANOUT WITH LEAD SEAL, BRASS RIM AND INKALOY SCORRIATED COVER PLATE FOR LIGHT TRAFFIC SECURED TO PLUG BY COUNTERSUNK SCREW FOR INSTALLATION FLUSH WITH FINISHED FLOOR COMPLETE WITH CARPET MAKER IN CARPETED AREAS.
  - 13 CLEANOUTS IN WALLS, JOSAM MANUFACTURING COMPANY'S SERIES 58710 WITH STAINLESS STEEL COVERS. EQUAL CLEANOUTS MANUFACTURED BY ZURN OR J.R. SMITH ARE ACCEPTABLE.
  - 14 GENERAL. MAKE CONNECTIONS TO ALL FIXTURES, TRAPS AND SIMILAR ITEMS. CONTRACTOR SHALL PLACE INTO OPERATION ALL EQUIPMENT. ARCHITECTURAL DRAWINGS SHALL BE REFERRED TO FOR EXACT LOCATION ALL FIXTURES AND DRAINS. ROUGHING DIMENSIONS SHALL BE DETERMINED FROM THE MANUFACTURER OF THE EQUIPMENT FURNISHED ON THE JOB.
  - 15 SUBMIT 7 SETS OF SUBMITTAL ON ALL FIXTURES INSULATION & EQUIPMENT FOR APPROVAL BEFORE PLACING ORDER FOR EQUIPMENT. INSTALL ALL EQUIPMENT AND FIXTURES ACCORDING TO MANUFACTURERS RECOMMENDATIONS. WARRANTY SHALL BE 1 YEAR ON ALL EQUIPMENT AND WORKMANSHIP, EXCEPT 3 YEARS ON WATER HEATER TANK.
  - 16 CONTRACTOR TO PROVIDE INSTANT TANKLESS WATER HEATER BY BOSCH, PALOMA, RINNAI, OR APPROVED EQUAL.
  - 17 GAS PIPING TO BE SCHEDULE 40 STEEL AND COMPLY WITH ASME B 38.10 (10M), ASTM A 53, OR ASTM A 106. ALL PIPING TO BE INSTALLED PER IGC SECTION 404.


**FLOOR PLAN - PLUMBING**  
 SCALE: 1/4" = 1'-0"

FIXTURE CONNECTION SCHEDULE				
FIXTURE	DESCRIPTION	SUPPLY		WASTE
		H.W.	C.W.	
1	WATER CLOSET - ACCESSIBLE AMERICAN STANDARD, CADET 16-1/2" H EL 1.6/PA ELONGATED TOILET MODEL NUMBER 2377.100 OR EQUAL. PROVIDE SEAT NO. 5324.019	-	1/2"	4"
2	LAVATORY - WALL HUNG AMERICAN STANDARD "LUCERNE" NO. 0355.012 OR EQUAL. PROVIDE DELTA FAUCET #501-WF IN CHROME. PROVIDE WITH GRID STRAINER & McGUIRE 8862 P-TRAP. INSULATE HW & DRAIN LINES. MOUNT PER ADA REQUIREMENTS.	1/2"	1/2"	1-1/2"
3	2 COMP. SINK - ELKAY #LR-3322 W/DELTA FAUCET #140-WF OR EQUAL. PROVIDE McGUIRE 8862 P-TRAP. (INSULATE HW & DRAIN) MOUNT PER A.D.A REQUIREMENTS	1/2"	1/2"	2"
WH-A	WATER HEATER - BOSCH AQUASTAR #125B WITH 117 CFH INPUT. SEE DETAIL 3/P1.2.	3/4"	3/4"	-
NFWH	NON FREEZE WALL HYDRANT - WOODFORD B65 WITH LOCKBOX OR EQUAL.	-	3/4"	-
FD	FLOOR DRAIN - J.R. SMITH FIG. 2005 WITH TRAP PRIMER CONNECTION.	-	1/2"	3"

PLUMBING LEGEND	
SYMBOLS & ABBREV	LEGEND
---	SOIL OR WASTE PIPING BELOW FLOOR
---	VENT PIPING
G	GAS PIPING
C.W.	COLD WATER SUPPLY
H.W.	HOT WATER SUPPLY
o	PIPE RISING - PIPE TURNING DOWN
B.V.	BALL VALVE
PRV	PRESSURE REDUCING VALVE
U	UNION
N.F.W.H.	NON-FREEZE WALL HYDRANT
CO	FLOOR CLEANOUT
F.D.	FLOOR DRAIN
B.F.	BELOW FLOOR
A.C.	ABOVE CEILING
VTR	VENT THRU ROOF
AFF	ABOVE FINISHED FLOOR
INV	INVERT
BFP	BACK FLOW PREVENTER

**MK ENGINEERING, INC.**  
 181 SEDGEFIELD OVERLOOK  
 DALLAS, GEORGIA 30157  
 PH (770) 505-1902  
 F (770) 505-0278

REVISIONS	
5/4/07	RE-ISSUE FOR PERMIT



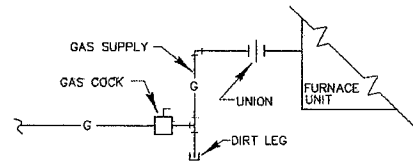
**ASHFORD PARK  
 COMMUNITY BUILDING**  
 FOR: ROY ASHLEY & ASSOC., INC.  
 3715 NORTHSIDE PKWY  
 ATLANTA, GEORGIA 30327

**FLOOR PLAN,  
 SCHEDULE,  
 & NOTES  
 - PLUMBING**

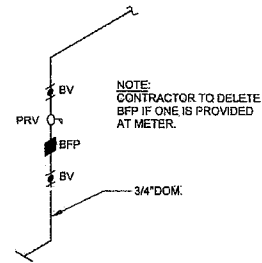
JOB NUMBER 07-116  
 DATE 3/22/07

**P1.1**

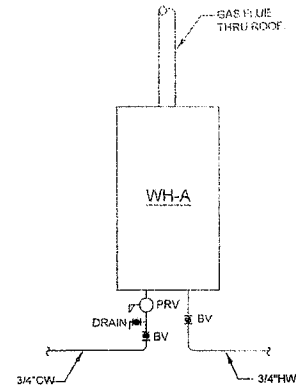
To Order Plans Go To WWW.LDIREPRO.COM



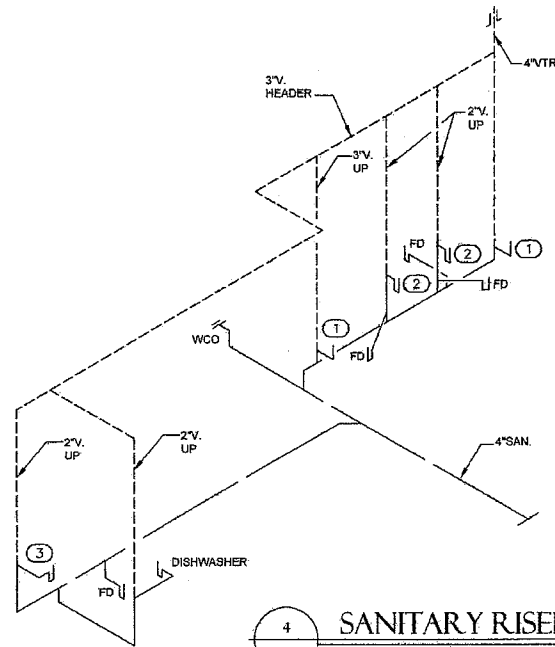
1 GAS PIPING CONNECTION DETAIL  
 PL2 SCALE NONE



2 WATER ENTERING BLDG.  
 PL2 SCALE NONE



3 GAS WATER HEATER  
 PL2 SCALE NONE



4 SANITARY RISER  
 PL2 SCALE NONE

**MK ENGINEERING, INC.**  
 181 SEDGEFIELD OVERLOOK  
 DALLAS, GEORGIA 30157  
 PH (770) 505-1902  
 F (770) 505-0278

REVISIONS	
5/4/07	RE-ISSUE FOR PERMIT



**ASHFORD PARK  
 COMMUNITY BUILDING**  
 FOR: ROY ASHLEY & ASSOC., INC.  
 3715 NORTHSIDE PKWY  
 ATLANTA, GEORGIA 30327

DETAILS  
 - PLUMBING

JOB NUMBER 07-116  
 DATE 3/22/07

PL2

To Order Plans Go To [WWW.LDIREPRO.COM](http://WWW.LDIREPRO.COM)